

GLOBAL DYNAMICS OF THE HOŘAVA-LIFSHITZ COSMOLOGICAL MODEL IN A NON-FLAT UNIVERSE WITH NON-ZERO COSMOLOGICAL CONSTANT

FABAO GAO^{1,2} AND JAUME LLIBRE²

ABSTRACT. In the case of non-zero cosmological constant the global dynamics of the cosmological model based on Hořava-Lifshitz gravity in a non-flat universe is characterized by using the qualitative theory of differential equations.

CONTENTS

1. Introduction	3
2. The cosmological equations	5
3. Case I: $s \neq 0, k = 1$	9
3.1. Phase portraits on the invariant planes and surface	9
3.1.1. The invariant plane $z = 0$	9
3.1.2. The invariant plane $u = 0$	12
3.1.3. The invariant surface $f_+(x, z, u) = 0$	17
3.1.4. The finite equilibrium points	23
3.1.5. Phase portrait on the Poincaré sphere at infinity	25

Key words and phrases. Global dynamics; Hořava-Lifshitz; non-flat universe; cosmology constant.

3.2.	Phase portrait inside the Poincaré ball restricted to the physical region of interest $x^2 - (u - z)^2 \leq 1$	30
3.3.	Dynamics in the interior of the regions R_1 and R_2	37
4.	Case II: $s \neq 0, k = -1$	53
4.1.	Dynamics in the interior of the regions S_1 and S_2	53
5.	Case III: $s = 0, k = 1$	66
5.1.	Phase portraits on the invariant planes and surface	66
5.1.1.	The invariant plane $x = 0$	66
5.1.2.	The invariant plane $z = 0$	69
5.1.3.	The invariant plane $u = 0$	69
5.1.4.	The invariant surface $f_+(x, z, u) = 0$	70
5.1.5.	The finite equilibrium points	70
5.1.6.	Phase portrait on the Poincaré sphere at infinity	71
5.2.	Phase portrait inside the Poincaré ball restricted to the physical region of interest $x^2 - (u - z)^2 \leq 1$	71
5.3.	Dynamics in the interior of the region Q_1	72
6.	Case IV: $s = 0, k = -1$	80
6.1.	Dynamics in the interior of the region T_1	80
7.	Conclusions	86
	Appendix A	88
	Acknowledgments	89

1. INTRODUCTION

After the Newtonian era, Einstein put forward the general theory of relativity, and this made our understanding of gravity once again a huge leap forward. In 2009 Hořava proposed a non-relativistic theory of renormalizable gravity [1], which can be reduced to Einstein's general theory of relativity on a large scale. It is named Hořava-Lifshitz gravity together with the scalar field theory of Lifshitz. This theory has inspired many studies and applications in cosmology [2]-[25], dark energy [26]-[30], black hole [31]-[36], and electromagnetics [35]-[38]. More information can also be found from the review articles [39], [40] and the references therein.

In the past ten years Leon et al. [7]-[10] have conducted several excellent studies on the Hořava-Lifshitz cosmological model whether the curvature k of the universe is zero and whether the cosmological constant Λ is considered. They divided the cosmological model into four types in the Friedmann-Lemaître-Robertson-Walker (FLRW) background spacetime: (1) $\Lambda = 0, k = 0$; (2) $\Lambda \neq 0, k = 0$; (3) $\Lambda = 0, k \neq 0$; (4) $\Lambda \neq 0, k \neq 0$. By using the phase-space analysis, they either discussed the two-dimensional dynamics of the Hořava-Lifshitz cosmological model under the usual exponential potential, and partially studied its three-dimensional dynamics.

For the important cosmological constant Λ that many researchers have been paying attention to, this constant put the Hořava-Lifshitz gravitational theory with detailed balance, which led to a conflict between its cosmology and observations. Appignani et al. [41] showed that the huge difference between the standard predictions from quantum field theory and the observed value of Λ may have a solution in the Hořava-Lifshitz gravity framework. Akarsu et al. [42] investigated the Λ in the standard cold-dark matter model by introducing graduated dark energy. Their results provided a high probability that the sign of Λ could be spontaneously converted, and inferred that the universe had transformed from anti-de Sitter vacua to de Sitter vacua and triggered late acceleration. Carlip [43] proposed that the vacuum fluctuations produce a huge Λ and produce a high curvature k on the Planck scale under the standard effective field theory. Although the debate about the shape of the universe has not yet reached an agreement or the boundaries of the universe are blurred, Valentino et al. [44] believed that the universe can be a closed three-dimensional sphere compared with the prediction in the standard Λ cold dark matter model. The curvature can be positive according to the enhanced lensing amplitude in the cosmic microwave background power spectrum confirmed by the Planck Legacy 2018.

For the case $\Lambda = 0$ the global dynamics of the Hořava-Lifshitz scalar field cosmological model under the background of FLRW was described in [12]-[13], and the case of $\Lambda \neq 0$ with zero curvature has also been addressed in [14]. In the present paper we will discuss the global dynamics of a non-flat universe with $\Lambda \neq 0$. Its field equations admit the

following dimensionless form

$$(1) \quad \begin{aligned} \frac{dx}{dt} &= \sqrt{6}s [-x^2 + (u-z)^2 + 1] + x [3x^2 + 2(u-z)z - 3], \\ \frac{dz}{dt} &= z [3x^2 + 2(u-z)z - 2], \\ \frac{du}{dt} &= u [3x^2 + 2(u-z)z], \end{aligned}$$

where $s = -\frac{1}{\kappa V(\phi)} \frac{dV(\phi)}{d\phi}$, κ is a constant, $V(\phi)$ is the usual scalar field potential, which admits various mathematical representations (see [9, 11, 16, 17]), it can even be presented in a constant form in scalar cosmology ([18, 19]), and s is assumed to be a constant under the usual exponential potentials. We will provide the detailed information on obtaining cosmological equations (1) in section 2.

2. THE COSMOLOGICAL EQUATIONS

In this section we first briefly recall the classic Hořava-Lifshitz gravitational theory, where the field content can be represented by the space vector N_i and scalar N , and they are common ‘lapse’ and ‘shift’ variables in general relativity [1], [7], [20]. Then the full metric can be defined as

$$(2) \quad ds^2 = -N^2 dt^2 + g_{ij} (dx^i + N^i dt)(dx^j + N^j dt), \quad N_i = g_{ij} N^j,$$

where g_{ij} ($i, j = 1, 2, 3$) is a spatial metric. The rescaling conversion meets the conditions $t \rightarrow l^3 t$, $x^i \rightarrow l x^i$, under which g_{ij} and N remain unchanged, but N^i is scaled to $N^i \rightarrow l^{-2} N^i$.

Under the detailed-balance condition, the full gravitational action of Hořava-Lifshitz is written as

$$(3) \quad S_g = \int dt d^3x \sqrt{g} N \left\{ \frac{2}{\kappa^2} (K_{ij} K^{ij} - \lambda K^2) - \frac{\kappa^2}{2w^4} C_{ij} C^{ij} \right. \\ \left. + \frac{\mu \kappa^2}{2w^2} \frac{\epsilon^{ijm}}{\sqrt{g}} R_{il} \nabla_j R_k^l - \frac{\mu^2 \kappa^2}{8} R_{ij} R^{ij} \right. \\ \left. - \frac{\mu^2 \kappa^2}{8(3\lambda - 1)} \left(\frac{1 - 4\lambda}{4} R^2 + \Lambda R - 3\Lambda^2 \right) \right\},$$

where $K_{ij} = (\dot{g}_{ij} - \nabla_i N_j - \nabla_j N_i)/(2N)$ denotes the extrinsic curvature, $C^{ij} = \epsilon^{ijm} \nabla_k (4R_i^j - R\delta_i^j)/(4\sqrt{g})$ represents the Cotton tensor, and ϵ^{ijm}/\sqrt{g} is the standard general covariant antisymmetric tensor, the indices are to raise and lower with the metric g_{ij} . The parameters λ , μ and w are constants (see [1] for more details).

For the potential $V(\phi)$ we take into account the gravitational action term as follows

$$(4) \quad S = \int dt d^3x \sqrt{g} N \left(\frac{3\lambda - 1}{4} \frac{\dot{\phi}^2}{N^2} - V(\phi) \right),$$

and the metric $N^i = 0$, $g_{ij} = a^2(t)\gamma_{ij}$, $\gamma_{ij} dx^i dx^j = r^2 d\Omega_2^2 + dr^2/(1 - kr^2)$. Here the function $a(t)$ is the dimensionless rescaling factor of the expanding universe, and γ_{ij} is a constant curvature metric of maximally symmetric. Without loss of generality we normalize κ^2 and N to the

number one, and then we can describe the cosmological model as

$$(5) \quad \begin{aligned} H^2 &= \frac{\dot{\phi}^2}{24} + \frac{V(\phi)}{6(3\lambda - 1)} - \frac{1}{16(3\lambda - 1)^2} \left[\frac{\mu^2 k^2}{a^4} + \mu^2 \Lambda^2 - \frac{2\mu^2 \Lambda k}{a^2} \right], \\ \dot{H} + \frac{3}{2}H^2 &= -\frac{\dot{\phi}^2}{16} + \frac{V(\phi)}{4(3\lambda - 1)} + \frac{1}{32(3\lambda - 1)^2} \left[\frac{\mu^2 k^2}{a^4} - 3\mu^2 \Lambda^2 - \frac{2\mu^2 \Lambda k}{a^2} \right], \\ \ddot{\phi} + 3H\dot{\phi} + \frac{2V'(\phi)}{3\lambda - 1} &= 0, \end{aligned}$$

where $H = \dot{a}(t)/a(t)$ is the Hubble parameter which gives the expansion rate of the universe.

According to [7]-[10] we perform the dimensionless transformation

$$(6) \quad x = \frac{\dot{\phi}}{2\sqrt{6}H}, \quad y = \frac{\sqrt{V(\phi)}}{\sqrt{6}H\sqrt{3\lambda - 1}}, \quad z = \frac{\mu}{4(3\lambda - 1)a^2H}, \quad u = \frac{\Lambda\mu}{4(3\lambda - 1)H}.$$

Then it can be followed from equations (5) and (6) that

$$(7) \quad x^2 + y^2 - (u - kz)^2 = 1, \quad \frac{H'}{H} = 2z(z - u) - 3x^2.$$

Therefore the field equations become the form of the autonomous dynamical system (1). For more details on system (1) see the equation (5.72) of [8], or equations (287)-(290) of [9], or equations (59)-(61) of [10].

In this paper we study the global dynamics of system (1) in the physical region of interest

$$G = \{(x, z, u) : x^2 - (u - kz)^2 \leq 1, u, z \in \mathbb{R}\},$$

where $k = 1, 0, -1$ corresponding to closed, flat, and open universe, respectively. For the case $k = 1$ we note that $f_+(x, z, u) = x^2 -$

$(u - z)^2 - 1 = 0$ is an invariant surface because there is a polynomial $\mathcal{P} = -2\sqrt{6}sx + 6x^2 + 4(u - z)z$ such that

$$\frac{\partial f_+}{\partial x} \cdot \frac{dx}{dt} + \frac{\partial f_+}{\partial z} \cdot \frac{dz}{dt} + \frac{\partial f_+}{\partial u} \cdot \frac{du}{dt} = \mathcal{P}f_+.$$

But $f_-(x, z, u) = x^2 - (u + z)^2 - 1 = 0$ is not an invariant surface for the case $k = -1$. In addition it is also noted that system (1) is invariant under the three symmetries $(x, z, u) \mapsto (x, -z, -u)$ and $(x, z, u) \mapsto (-x, -z, -u)$, $(x, z, u) \mapsto (-x, z, u)$ if $s = 0$, i.e. it is symmetric with respect to the x -axis and additionally with respect to the origin and the plane $x = 0$ when $s = 0$. Therefore we divide the study of system (1) into four cases taking into account the existence or not of the symmetric plane and of the invariant surface.

Case I: $s \neq 0$ and $k = 1$, so system (1) is symmetric with respect to the x -axis and it has the invariant surface $f_+(x, z, u) = 0$.

Case II: $s \neq 0$ and $k = -1$, so system (1) is symmetric with respect to the x -axis and it has not the invariant surface.

Case III: $s = 0$ and $k = 1$, so system (1) is symmetric with respect to the origin and with respect to the x -axis, and it has the invariant surface $f_+(x, z, u) = 0$.

Case IV: $s = 0$ and $k = -1$, so system (1) is symmetric with respect to the origin and with respect to the x -axis, and it has not the invariant surface.

In section 3.1 we will investigate the phase portraits of case I of system (1) on the invariant planes and surface, as well as the local phase portraits at the finite and infinite equilibrium points. In section 3.2 we will discuss the phase portraits of case I of system (1) inside the

Poincaré ball restricted to the region G . Based on these sections, considering the symmetry of system (1), we will study the global dynamics of system (1) adding its behavior at infinity in section 3.3. In section 4 we will study the case II in the same way as in case I. In sections 5 and 6 we will describe the global dynamics of system (1) in the closed and open universe respectively when the field potential $V(\phi)$ of the system takes the form of constant, i.e. $s = 0$ in cases III and IV. Moreover we will give the final discussion and summary in the last section 7.

3. CASE I: $s \neq 0, k = 1$

3.1. Phase portraits on the invariant planes and surface. In order to analyze in detail the local phase portraits at the finite and infinite equilibrium points and the global phase portrait of system (1) in the region G (refer to [8, 9, 7] or [10] again), we first study its phase portraits on the invariant planes $z = 0$ and $u = 0$, as well as on the invariant surface $x^2 - (u - z)^2 = 1$, respectively.

3.1.1. *The invariant plane $z = 0$.* On this plane system (1) becomes

$$(8) \quad \begin{aligned} \frac{dx}{dt} &= \sqrt{6}s(-x^2 + u^2 + 1) + 3x(x^2 - 1), \\ \frac{du}{dt} &= 3ux^2. \end{aligned}$$

There are three equilibrium points $e_1 = (1, 0)$, $e_2 = (-1, 0)$ and $e_3 = (2s/\sqrt{6}, 0)$ of system (8), where e_1 has eigenvalues 3 and $6 - 2\sqrt{6}s$, e_2 has eigenvalues 3 and $6 + 2\sqrt{6}s$, and e_3 has eigenvalues $2s^2$ and $2s^2 - 3$. Therefore the equilibrium point e_1 is a hyperbolic unstable node when $s < \sqrt{6}/2$, and it is a hyperbolic unstable saddle when

$s > \sqrt{6}/2$. The equilibrium point e_2 is a hyperbolic unstable node when $s > -\sqrt{6}/2$, and it is a hyperbolic unstable saddle when $s < -\sqrt{6}/2$. The equilibrium point e_3 is a hyperbolic unstable node when $|s| > \sqrt{6}/2$, and it is a hyperbolic unstable saddle when $|s| < \sqrt{6}/2$. Moreover for $s = -\sqrt{6}/2$, $e_2 = e_3$ is a semi-hyperbolic saddle-node, by using the semi-hyperbolic singular point theorem (see Theorem 2.19 in [45] for more details). Similarly for $s = \sqrt{6}/2$, $e_1 = e_3$ is also a semi-hyperbolic saddle-node.

Since the types and stability of these three finite equilibrium points vary with the different values of s , we summarize them in Table 1.

TABLE 1. Equilibrium points for the different values of s , where $e_1 = (1, 0)$, $e_2 = (-1, 0)$ and $e_3 = (2s/\sqrt{6}, 0)$.

Values of s	Equilibrium points
$-\infty < s < -\frac{\sqrt{6}}{2}$	e_1 and e_3 are unstable nodes, e_2 is an unstable saddle
$s = -\frac{\sqrt{6}}{2}$	e_1 is an unstable node, $e_2 = e_3$ is an unstable saddle-node
$-\frac{\sqrt{6}}{2} < s < \frac{\sqrt{6}}{2}$	e_1 and e_2 are unstable nodes, e_3 is an unstable saddle
$s = \frac{\sqrt{6}}{2}$	$e_1 = e_3$ is an unstable saddle-node, e_2 is an unstable node
$\frac{\sqrt{6}}{2} < s < +\infty$	e_1 is an unstable saddle, e_2 and e_3 are unstable nodes

By using the Poincaré compactification (see Chapter 5 of [45] for more details), on the local chart U_1 we let $x = 1/V$ and $u = U/V$, then

system (8) becomes

$$(9) \quad \begin{aligned} \frac{dU}{dt} &= -UV [-3V + \sqrt{6}s(U^2 + V^2 - 1)], \\ \frac{dV}{dt} &= -V [3 - 3V^2 + \sqrt{6}sV(U^2 + V^2 - 1)]. \end{aligned}$$

Then all the points of system (9) at infinity $V = 0$ are equilibrium points, we rescale the time $d\tau_1 = Vdt$, so this system writes

$$(10) \quad \begin{aligned} \frac{dU}{d\tau_1} &= 3UV - \sqrt{6}sU(U^2 + V^2 - 1), \\ \frac{dV}{d\tau_1} &= -3 + 3V^2 - \sqrt{6}sV(U^2 + V^2 - 1). \end{aligned}$$

However this system has no equilibrium points at infinity $V = 0$.

Similarly on the local chart U_2 we have $x = U/V$ and $u = 1/V$, then system (8) reduces to

$$(11) \quad \begin{aligned} \frac{dU}{dt} &= V [-3UV + \sqrt{6}s(-U^2 + V^2 + 1)], \\ \frac{dV}{dt} &= -3U^2V. \end{aligned}$$

On the local chart U_2 we only need to study the origin $e_o = (0, 0)$ of system (11). Obviously e_o is an equilibrium point. Since its linear part is identically zero, we cannot use the usual eigenvalue method to determine the type of the equilibrium point and its local phase portrait, but we note that the straight line $V = 0$ of system (11) is full of equilibrium points, and if the common factor V in system (11) is eliminated, there are no other equilibrium points in $V = 0$. When $s > 0$, on the positive semi-axis of V , $dV/dt = -3U^2V < 0$ indicates that V decreases monotonically, and on the negative semi-axis of V , $dV/dt = -3U^2V > 0$ means that V increases monotonically. Near the

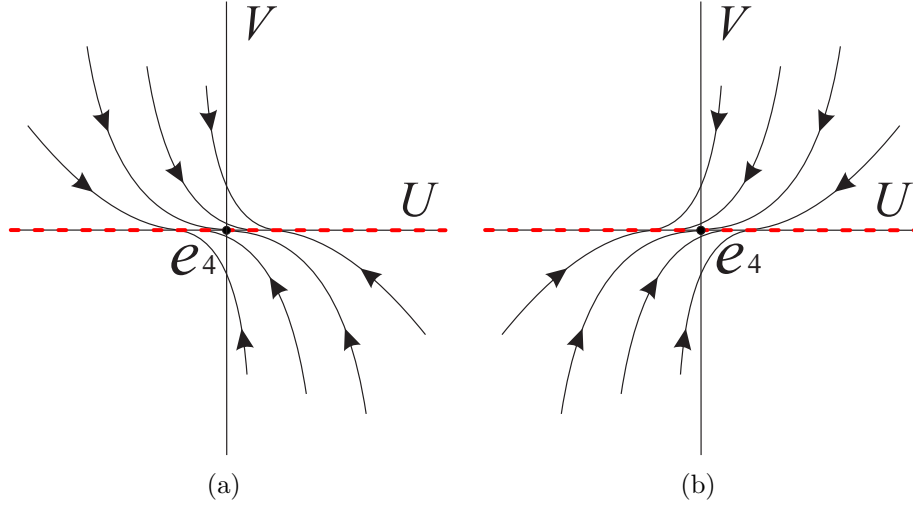


FIGURE 1. The local phase portrait at the equilibrium point $e_o = (0, 0)$ of system (11) in (a) when $s > 0$, and in (b) when $s < 0$.

straight line $U = 0$, $dU/dt = \sqrt{6}sV(1+V^2)$, U increases monotonically when $V > 0$, and U decreases monotonically when $V < 0$. Therefore the local phase portrait of the equilibrium point e_4 of system (11) is shown in Figure 1(a) when $s > 0$. Similarly the local phase portrait of e_4 is illustrated in Figure 1(b) when $s < 0$.

Therefore the corresponding global phase portrait of system (8) restricted to the region $x^2 - u^2 \leq 1$ can be summarized in Figure 2.

3.1.2. *The invariant plane $u = 0$.* On this plane system (1) writes

$$(12) \quad \begin{aligned} \frac{dx}{dt} &= \sqrt{6}s(-x^2 + z^2 + 1) + x(3x^2 - 2z^2 - 3), \\ \frac{dz}{dt} &= z(3x^2 - 2z^2 - 2). \end{aligned}$$

There are five equilibrium points $e_1 = (1, 0)$, $e_2 = (-1, 0)$, $e_3 = (2s/\sqrt{6}, 0)$, $e_5 = (2/(\sqrt{6}s), -\sqrt{1-s^2}/s)$ and $e_6 = (2/(\sqrt{6}s), \sqrt{1-s^2}/s)$

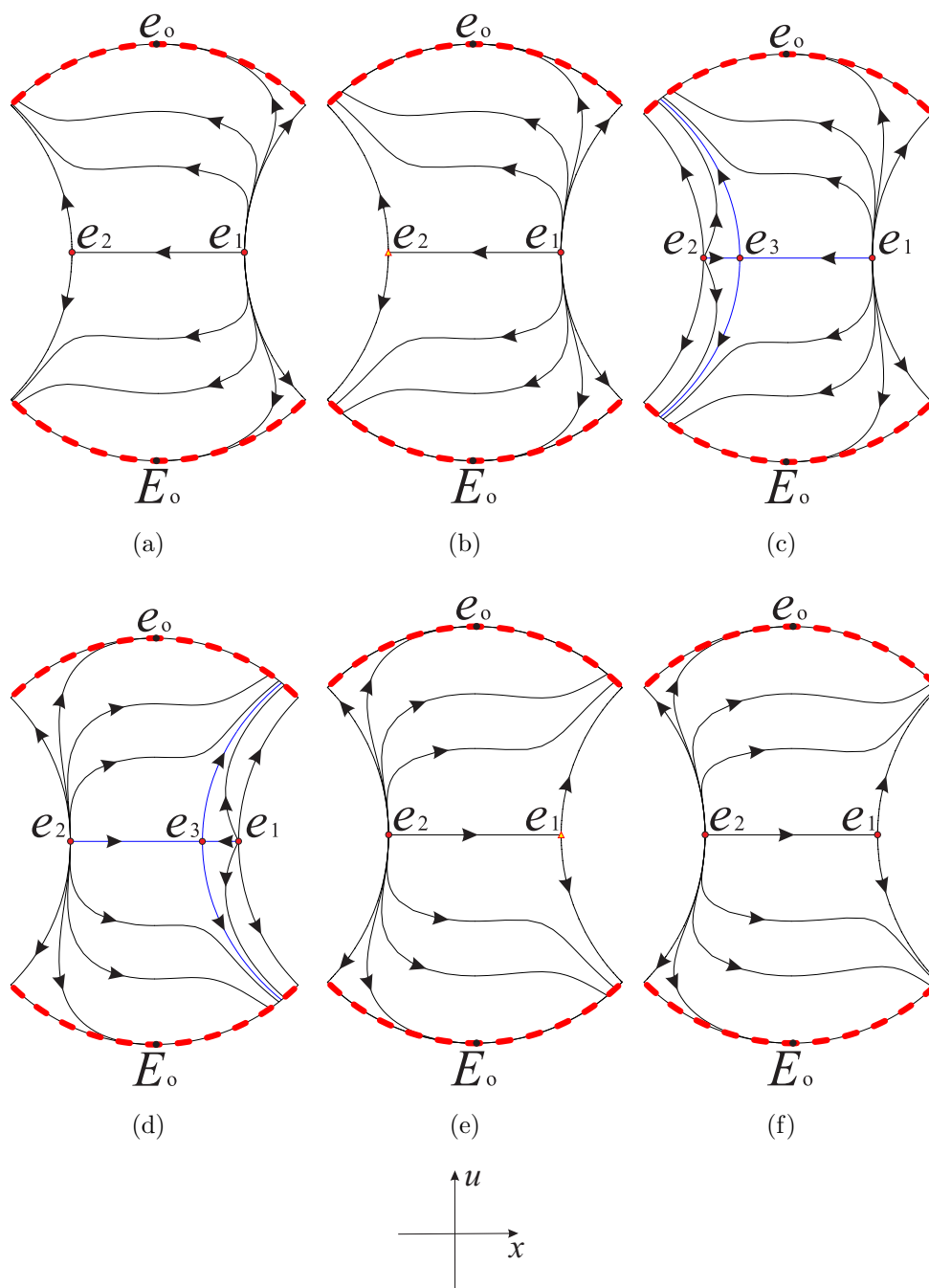


FIGURE 2. The phase portrait on the invariant plane $z = 0$ of system (8) restricted to the region $x^2 - u^2 \leq 1$ inside the Poincaré disc for different values of s : (a) $s < -\sqrt{6}/2$, (b) $s = -\sqrt{6}/2$, (c) $-\sqrt{6}/2 < s < 0$, (d) $0 < s < \sqrt{6}/2$, (e) $s = \sqrt{6}/2$, (f) $s > \sqrt{6}/2$. Here E_0 is the diametrically opposite equilibrium point of e_0 at infinity.

in system (12) when $s^2 \neq 1$, and the latter three equilibrium points e_3 , e_5 and e_6 coincide when $s^2 = 1$. The equilibrium point e_1 has eigenvalues 1 and $6 - 2\sqrt{6}s$, it is a hyperbolic unstable node when $s < \sqrt{6}/2$, and it is a hyperbolic unstable saddle when $s > \sqrt{6}/2$. The equilibrium point e_2 has eigenvalues 1 and $6 + 2\sqrt{6}s$, it is a hyperbolic unstable node when $s > -\sqrt{6}/2$, and it is a hyperbolic unstable saddle when $s < -\sqrt{6}/2$. The equilibrium point e_3 has eigenvalues $2s^2 - 2$ and $2s^2 - 3$, it is a hyperbolic unstable node when $|s| < 1$ or $|s| > \sqrt{6}/2$, and it is a hyperbolic unstable saddle when $1 < |s| < \sqrt{6}/2$. The equilibrium points e_5 and e_6 have the same eigenvalues $-1/2 - \sqrt{16 - 15s^2}/(2|s|)$ and $-1/2 + \sqrt{16 - 15s^2}/(2|s|)$, they are hyperbolic unstable saddles when $|s| < 1$, and they are not real singularities when $|s| > 1$.

In addition, for the value $s = -\sqrt{6}/2$, the equilibrium point $e_2 = e_3$ is a semi-hyperbolic saddle-node by using the semi-hyperbolic singular point theorem. Similarly for the value $s = \sqrt{6}/2$, the equilibrium point $e_1 = e_3$ is also a semi-hyperbolic saddle-node. For the value $s = \pm 1$, the equilibrium point $e_3 = e_5 = e_6$ is a semi-hyperbolic unstable saddle.

Since the types and stability of these five finite equilibrium points change with different values of s , we summarize them in Table 2.

By using the Poincaré compactification again on the local chart U_1 , then system (12) becomes

$$(13) \quad \begin{aligned} \frac{dU}{dt} &= -UV [-V + \sqrt{6}s(U^2 + V^2 - 1)], \\ \frac{dV}{dt} &= -V [U^2(\sqrt{6}sV - 2) + (\sqrt{6}sV - 3)(V^2 - 1)]. \end{aligned}$$

TABLE 2. Equilibrium points for the different values of s , where $e_1 = (1, 0)$, $e_2 = (-1, 0)$, $e_3 = (2s/\sqrt{6}, 0)$, $e_5 = (2/(\sqrt{6}s), -\sqrt{1-s^2}/s)$ and $e_6 = (2/(\sqrt{6}s), \sqrt{1-s^2}/s)$.

Values of s	Equilibrium points
$-\infty < s < -\frac{\sqrt{6}}{2}$	e_1 and e_3 are unstable nodes, e_2 is an unstable saddle
$s = -\frac{\sqrt{6}}{2}$	e_1 is an unstable node, $e_2 = e_3$ is an unstable saddle-node
$-\frac{\sqrt{6}}{2} < s < -1$	e_1 and e_2 are unstable nodes, e_3 is an unstable saddle
$s = -1$	e_1 and e_2 are unstable nodes, $e_3 = e_5 = e_6$ is a semi-hyperbolic unstable saddle
$-1 < s < 1$	e_1 and e_2 are unstable nodes, e_3 is stable node, e_5 and e_6 are unstable saddles
$s = 1$	e_1 and e_2 are unstable nodes, $e_3 = e_5 = e_6$ is a semi-hyperbolic unstable saddle
$1 < s < \frac{\sqrt{6}}{2}$	e_1 and e_2 are unstable nodes, e_3 is an unstable saddle
$s = \frac{\sqrt{6}}{2}$	$e_1 = e_3$ is an unstable saddle-node, e_2 is an unstable node
$\frac{\sqrt{6}}{2} < s < +\infty$	e_1 is an unstable saddle, e_2 and e_3 are unstable nodes

Hence all the infinite points of system (13) are filled with equilibrium points at $V = 0$, doing the time rescaling $d\tau_2 = V dt$ yields

$$(14) \quad \begin{aligned} \frac{dU}{d\tau_2} &= UV - \sqrt{6}sU(U^2 + V^2 - 1), \\ \frac{dV}{d\tau_2} &= -U^2(\sqrt{6}sV - 2) - (\sqrt{6}sV - 3)(V^2 - 1). \end{aligned}$$

However this system does not admit any equilibrium point on $V = 0$.

Similarly on the local chart U_2 system (12) reduces to

$$(15) \quad \begin{aligned} \frac{dU}{dt} &= V [-UV + \sqrt{6}s(-U^2 + V^2 + 1)], \\ \frac{dV}{dt} &= V [-3U^2 + 2V^2 + 2]. \end{aligned}$$

The origin $e_4 = (0, 0)$ of system (15) is a equilibrium point with eigenvalues 2 and 0, but it is not semi-hyperbolic because it is not isolated in the set of all equilibrium points. It is noted that the axis $V = 0$ is full of equilibrium points of system (15). For the positive semi-axis of V near e_4 , $dV/dt > 0$ means that V increases monotonically, and on the negative semi-axis of V , $dV/dt < 0$ indicates that V decreases monotonically. Moreover $dU/dt = \sqrt{6}sV(V^2 + 1)$ around the straight line $U = 0$, thus U increases monotonically when $sV > 0$, and U decreases monotonically when $sV < 0$. Therefore the local phase portrait of the semi-hyperbolic equilibrium point e_4 in system (15) is illustrated in Figure 3(a) when $s > 0$. Similarly the local phase portrait of e_4 is shown in Figure 3(b) when $s < 0$.

Hence the corresponding global phase portrait of system (12) restricted to the region $x^2 - z^2 \leq 1$ is illustrated in Figures 4 and 5. However we need to pay attention that the global phase portrait of system (12) is similar when $-\sqrt{6}/2 < s < -1$ and $s = -1$ (See Figures 4(c) and 4(d)). The main difference is that the equilibrium point e_3 is a hyperbolic unstable saddle when $-\sqrt{6}/2 < s < -1$, while $s = -1$ it is a semi-hyperbolic unstable saddle. The same situation occurs when $s = 1$ and $1 < s < \sqrt{6}/2$ (See Figures 5(b) and 5(c)).

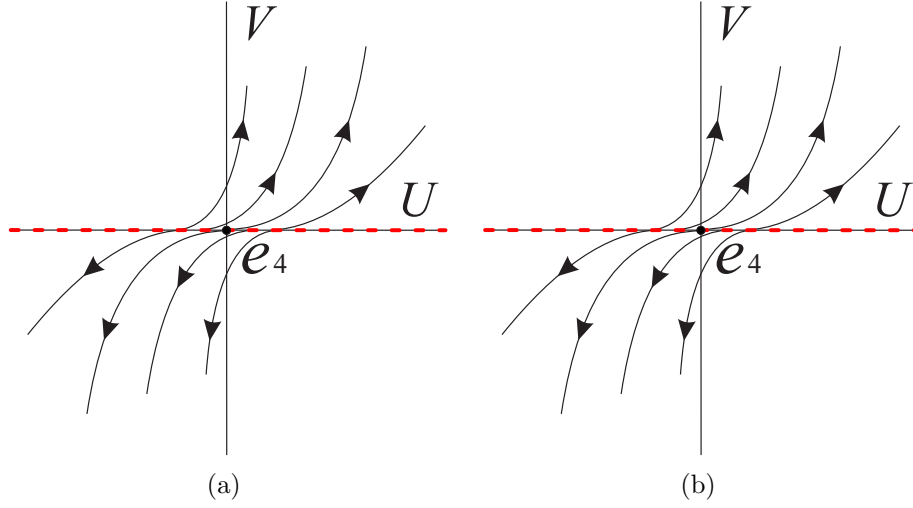


FIGURE 3. The local phase portrait at the equilibrium point $e_4 = (0,0)$ of system (15) in (a) when $s > 0$, and in (b) when $s < 0$.

3.1.3. *The invariant surface $f_+(x, z, u) = 0$. On this surface system (1) becomes*

$$(16) \quad \begin{aligned} \frac{dx}{dt} &= x(x^2 - 1 + 2u\sqrt{x^2 - 1}), \\ \frac{du}{dt} &= u(x^2 + 2 + 2u\sqrt{x^2 - 1}), \end{aligned}$$

when $u \geq z$, and for the case $u \leq z$ system (1) reads

$$(17) \quad \begin{aligned} \frac{dx}{dt} &= x(x^2 - 1 - 2u\sqrt{x^2 - 1}), \\ \frac{du}{dt} &= u(x^2 + 2 - 2u\sqrt{x^2 - 1}). \end{aligned}$$

Note that $|x| \geq 1$, then for the case $u \geq z$, system (16) admits two equilibrium points $e_7 = (1,0)$ and $e_8 = (-1,0)$. In addition we also note that system (16) is symmetric with respect to u -axis under the symmetry $(x, u) \mapsto (-x, u)$, so we only need to discuss the equilibrium point e_7 . However the functions on the right side of system (16) have

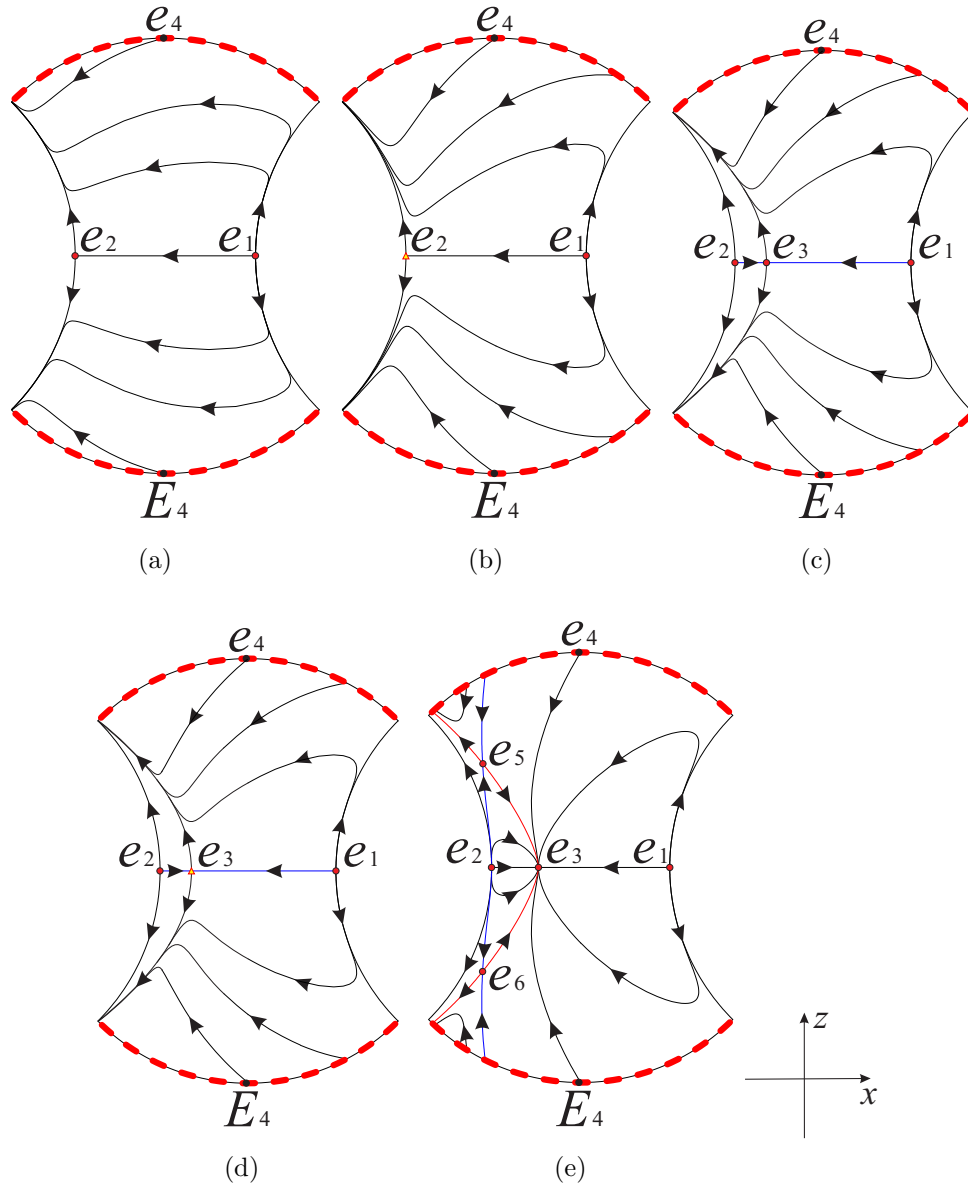


FIGURE 4. The phase portrait on the invariant plane $u = 0$ restricted to the region $x^2 - z^2 \leq 1$ inside the Poincaré disc for different values of s : (a) $s < -\sqrt{6}/2$, (b) $s = -\sqrt{6}/2$, (c) $-\sqrt{6}/2 < s < -1$, (d) $s = -1$, (e) $-1 < s < 0$. Here E_4 is the diametrically opposite equilibrium point of e_4 at infinity.

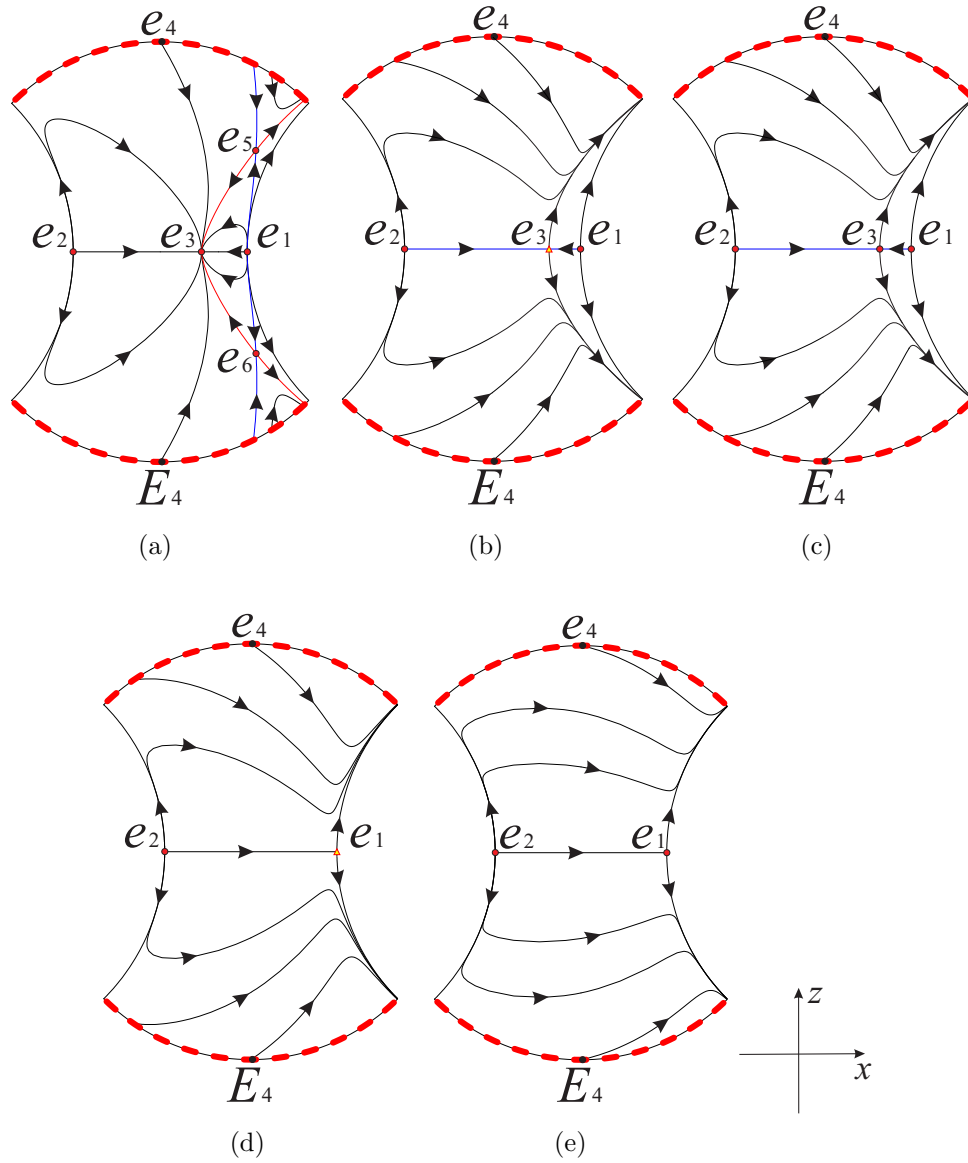


FIGURE 5. The phase portrait on the invariant plane $u = 0$ restricted to the region $x^2 - z^2 \leq 1$ inside the Poincaré disc for different values of s : (a) $0 < s < 1$, (b) $s = 1$, (c) $1 < s < \sqrt{6}/2$, (d) $s = \sqrt{6}/2$, (e) $s > \sqrt{6}/2$.

no derivative at e_7 , which means that the local dynamics near e_7 cannot be studied by the methods in the previous sections 3.1.1 and 3.1.2.

When $x = 1$, the first equation in system (16) is always equal to zero, and the second equation is simplified to $du/dt = 3u$, i.e. on the invariant straight line $x = 1$ the solution is $u(t) = ce^{3t}$ (c is an arbitrary constant), which indicates that $u(t)$ tends to infinity in forward time and leads to e_7 in backward time.

We know the dynamics on $x = 1$ near e_7 , but we want to know the dynamics in a neighborhood of e_7 . To this end we set $\sqrt{x^2 - 1} = y > 0$ ($|x| > 1$) i.e. $x = \pm\sqrt{1 + y^2}$ ($y > 0$), considering the aforementioned symmetry, we only discuss the case $x = \sqrt{1 + y^2}$ ($y > 0$) here, then system (9) can be rewritten as follows

$$(18) \quad \begin{aligned} \frac{dy}{dt} &= (y + 2u)(1 + y^2), \\ \frac{du}{dt} &= u(3 + 2yu + y^2). \end{aligned}$$

It is obvious that system (18) has a fictitious equilibrium point $(0, 0)$ because $y > 0$, and its eigenvalues are 1 and 3 respectively, i.e. e_9 is a fictitious hyperbolic unstable node. The first equation of system (18) shows that when $y + 2u > 0$, so y increases monotonically. In contrast if $y + 2u < 0$, then y decreases monotonically. Note that x and y have the same monotonicity when $y > 0$, so the local phase portrait of system (16) near e_7 and system (18) near $(0, 0)$ have the same local phase portrait. Then considering the symmetry $(y, u) \mapsto (-y, -u)$ of system (18), we can find that the local phase portrait of system (16) is shown in Figure 6. Similarly the local phase portrait of system (17) is shown in Figure 7.

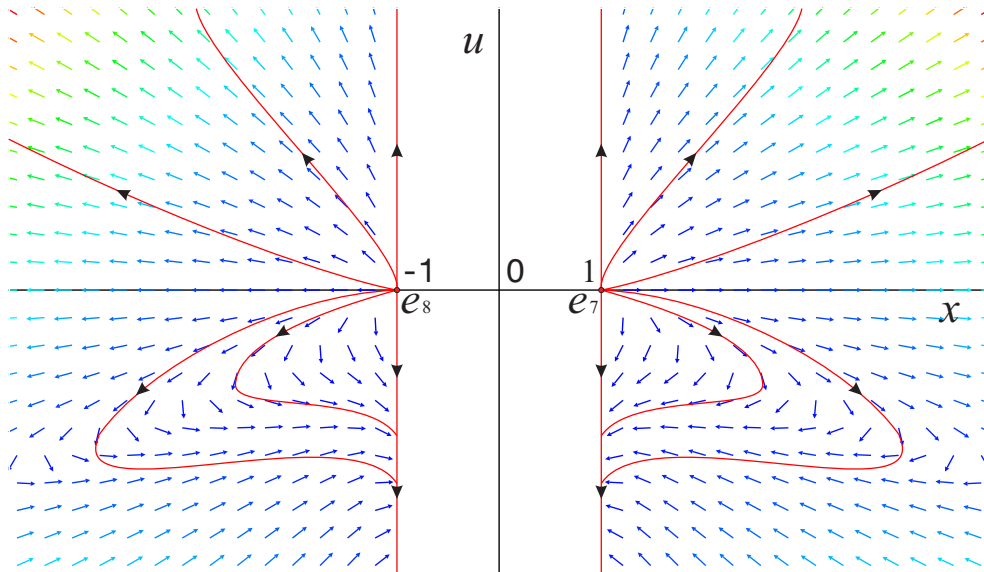


FIGURE 6. The phase portrait on the invariant surface $f_+(x, z, u) = 0$ restricted to the region $u \geq z$.

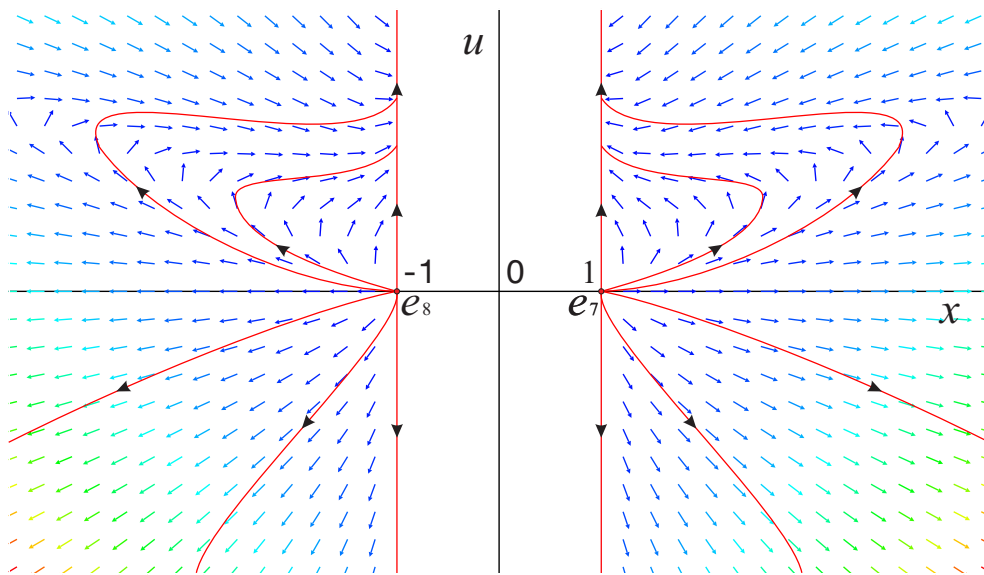


FIGURE 7. The phase portrait on the invariant surface $f_+(x, z, u) = 0$ restricted to the region $u \leq z$.

Note that system (16) can be transformed into a polynomial differential system by letting $y = \sqrt{x^2 - 1}$ when $|x| \neq 1$. In order to study the dynamic behavior of the equilibrium points of system (16) at infinity, we first study the infinite equilibrium points of system (18). On the local chart U_1 system (18) writes

$$(19) \quad \begin{aligned} \frac{dU}{dt} &= 2U(1-U)V^2, \\ \frac{dV}{dt} &= -(1+2U)V(1+V^2). \end{aligned}$$

It is easy to find that all the infinite points of system (19) at $V = 0$ are equilibrium points. Doing time scale transformation $d\tau_3 = Vdt$ to eliminate the common factor V in system (19), then we have

$$(20) \quad \begin{aligned} \frac{dU}{d\tau_3} &= 2U(1-U)V, \\ \frac{dV}{d\tau_3} &= -(1+2U)(1+V^2). \end{aligned}$$

This system has a unique equilibrium point in $V = 0$, $e_9 = (-1/2, 0)$ with eigenvalues $\pm\sqrt{3}$, it is a hyperbolic saddle.

On the local chart U_2 system (18) reads

$$(21) \quad \begin{aligned} \frac{dU}{dt} &= 2(1-U)V^2, \\ \frac{dV}{dt} &= -U(2+U)V - 3V^3. \end{aligned}$$

Using time rescaling $d\tau_4 = Vdt$ we obtain

$$(22) \quad \begin{aligned} \frac{dU}{d\tau_4} &= 2(1-U)V, \\ \frac{dV}{d\tau_4} &= -U(2+U) - 3V^2. \end{aligned}$$

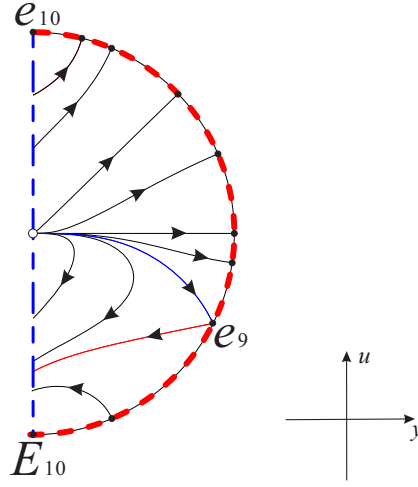


FIGURE 8. The global phase portrait of system (18) with $y > 0$. Here E_{10} is the diametrically opposite equilibrium point of e_{10} at infinity.

The origin $e_{10} = (0, 0)$ is an equilibrium point, which is a hyperbolic stable center with eigenvalue $\pm 3i$ (i is the imaginary unit). Hence e_{10} is either a weak focus or a center, but since $\mathcal{H}_f = (2U - U^2 + V^2 - 2/3)/(U - 1)^3$ is a first integral of system (22) defined at $(0, 0)$, e_{10} is a center. Then the global phase portrait of system (18) with $y > 0$ is shown in Figure 8.

Therefore, combining Figure 8 with Figures 6 and 7, we obtain the global phase portrait of systems (16) and (17) as shown in Figures 9 and 10, respectively.

3.1.4. *The finite equilibrium points.* It is easy to find that there are five finite equilibrium points of system (1) because $s \neq 0$ in case I. The equilibrium point $p_1 = (1, 0, 0)$ with eigenvalues 3, 1 and $6 - 2\sqrt{6}s$, the equilibrium point $p_2 = (-1, 0, 0)$ with eigenvalues 3, 1 and $6 + 2\sqrt{6}s$, the equilibrium points $p_3 = (\sqrt{6}/(3s), -\sqrt{1 - s^2}/s, 0)$, $p_4 =$

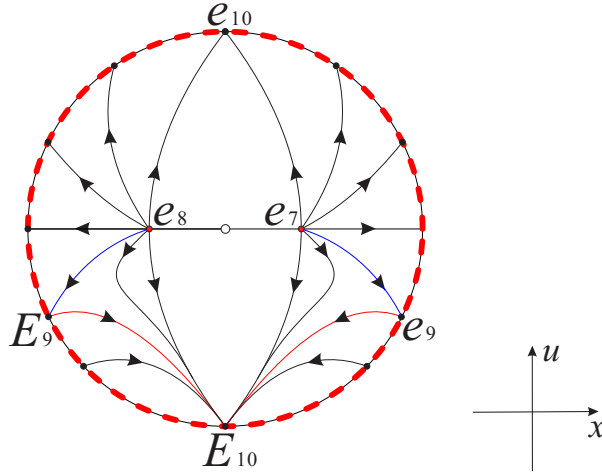


FIGURE 9. The global phase portrait of system (16) on the invariant surface $f_+(x, z, u) = 0$ restricted to the region $u \geq z$. Here E_9 is the symmetric point of e_9 with respect to the axis $x = 0$, and E_{10} is the diametrically opposite equilibrium point of e_{10} at infinity.

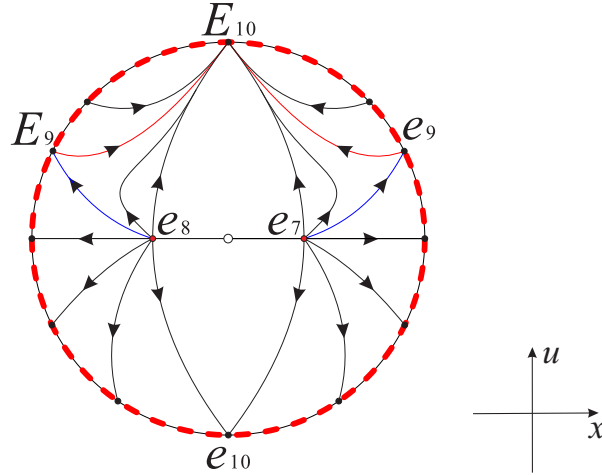


FIGURE 10. The global phase portrait of system (17) on the invariant surface $f_+(x, z, u) = 0$ restricted to the region $u \leq z$.

$(\sqrt{6}/(3s), \sqrt{1-s^2}/s, 0)$, p_3 and p_4 have the same eigenvalues 2 , $-1/2 - \sqrt{16-15s^2}/(2|s|)$ and $-1/2 + \sqrt{16-15s^2}/(2|s|)$, and the equilibrium

point $p_5 = (\sqrt{6}s/3, 0, 0)$ with eigenvalues $2s^2$, $2s^2 - 2$, and $2s^2 - 3$. Since different values of s determine the types of these five equilibrium points, we list the relevant results more clearly in Table 3.

TABLE 3. Finite equilibrium points for the different values of s , where $p_1 = (1, 0, 0)$, $p_2 = (-1, 0, 0)$, $p_3 = (\sqrt{6}/(3s), -\sqrt{1-s^2}/s, 0)$, $p_4 = (\sqrt{6}/(3s), \sqrt{1-s^2}/s, 0)$ and $p_5 = (\sqrt{6}s/3, 0, 0)$.

Values of s	Equilibrium points
$-\infty < s < -\frac{\sqrt{6}}{2}$	p_1 and p_5 are unstable nodes, p_2 is a saddle
$s = -\frac{\sqrt{6}}{2}$	p_1 is an unstable node, p_2 and p_5 are non-hyperbolic equilibrium points
$-\frac{\sqrt{6}}{2} < s < -1$	p_1 and p_2 are unstable nodes, p_5 is a saddle
$s = -1$	p_1 and p_2 are unstable nodes, p_3, p_4 and p_5 are non-hyperbolic equilibrium points
$-1 < s < 1$	p_1 and p_2 are unstable nodes, p_3, p_4 and p_5 are saddles
$s = 1$	p_1 and p_2 are unstable nodes, p_3, p_4 and p_5 are non-hyperbolic equilibrium points
$1 < s < \frac{\sqrt{6}}{2}$	p_1 and p_2 are unstable nodes, p_5 is a saddle
$s = \frac{\sqrt{6}}{2}$	p_1 and p_5 are non-hyperbolic equilibrium points, p_2 is an unstable node
$\frac{\sqrt{6}}{2} < s < +\infty$	p_1 is a saddle, p_2 and p_5 are unstable nodes

3.1.5. *Phase portrait on the Poincaré sphere at infinity.* According to the three-dimensional Poincaré compactification (see [46] for more details), we set $x = 1/z_3$, $z = z_1/z_3$, $u = z_2/z_3$, then on the local chart

U_1 system (1) is rewritten as

$$(23) \quad \begin{aligned} \frac{dz_1}{dt} &= -z_1 z_3 [\sqrt{6}s((z_1 - z_2)^2 + z_3^2 - 1) - z_3], \\ \frac{dz_2}{dt} &= -z_2 z_3 [\sqrt{6}s((z_1 - z_2)^2 + z_3^2 - 1) - 3z_3], \\ \frac{dz_3}{dt} &= z_3 [-3 + 2z_1^2 - 2z_1 z_2 - \sqrt{6}s((z_1 - z_2)^2 - 1)z_3 \\ &\quad + 3z_3^2 - \sqrt{6}s z_3^3]. \end{aligned}$$

Since the infinity at the different local charts of Poincaré sphere corresponds to $z_3 = 0$, then for all $z_1, z_2 \in \mathbb{R}$ system (23) has the equilibrium point $(z_1, z_2, 0)$ with eigenvalues $\{0, 0, 2z_1(z_1 - z_2) - 3\}$, which means that the local chart U_1 are full of equilibrium points at infinity. Note that the corresponding eigenvectors are

$$(24) \quad \left\{ \begin{aligned} &\{0, 1, 0\}, \quad \{1, 0, 0\}, \\ &\left\{ \frac{\sqrt{6}z_1s[(z_1 - z_2)^2 - 1]}{3 - 2z_1(z_1 - z_2)}, \quad \frac{\sqrt{6}z_2s[(z_1 - z_2)^2 - 1]}{3 - 2z_1(z_1 - z_2)}, \quad 1 \right\}. \end{aligned} \right.$$

By using normally hyperbolic submanifold theorem (see Appendix A for details), the equilibrium point $(z_1, z_2, 0)$ has a one-dimensional stable manifold when $2z_1(z_1 - z_2) < 3$ and unstable when $2z_1(z_1 - z_2) > 3$. More details are shown in region I as well as in regions II and III of Figure 11, respectively. However for the equilibrium points on the hyperbola $2z_1(z_1 - z_2) = 3$ there are six local phase portraits in Figure 12. Note that there is one-dimensional stable manifold in region I and one-dimensional unstable manifold in regions II and III filled with infinite equilibrium points. Since the orbits arriving or ending at equilibrium points at infinity in the different regions cannot collide into finite equilibrium points when they tend to equilibrium points on the hyperbola

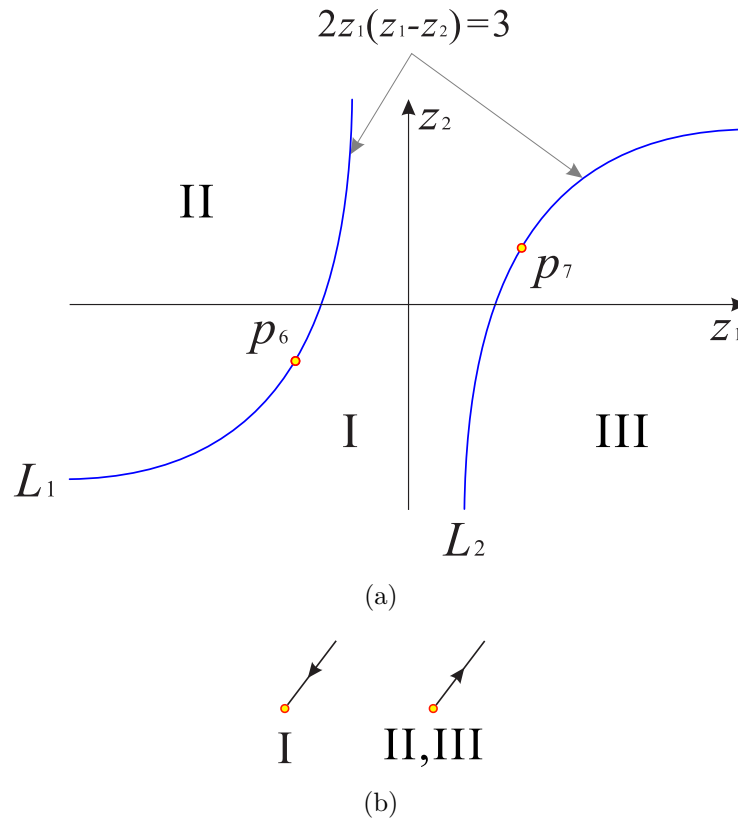


FIGURE 11. There is an one-dimensional stable manifold in the region I and one-dimensional unstable manifold in regions II and III on the local chart U_1 .

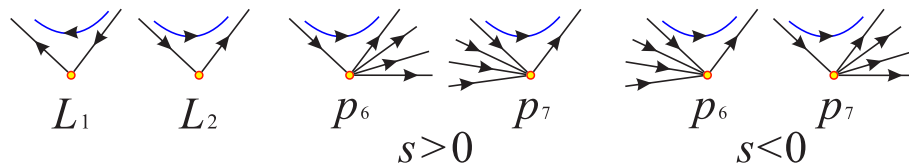


FIGURE 12. There are six kinds of equilibrium points on the hyperbola $2z_1(z_1 - z_2) = 3$.

$2z_1(z_1 - z_2) = 3$ coming from both sides of this hyperbola, there is a hyperbolic sector on the equilibrium points of the branches L_1 and L_2 of the hyperbola, with the exception of two points p_6 and p_7 , see the first two pictures in Figure 12 for details.

Doing time rescaling $d\tau_5 = z_3 dt$ system (23) becomes

$$(25) \quad \begin{aligned} \frac{dz_1}{d\tau_5} &= -\sqrt{6}s z_1 [(z_1 - z_2)^2 + z_3^2 - 1] + z_1 z_3, \\ \frac{dz_2}{d\tau_5} &= -\sqrt{6}s z_2 [(z_1 - z_2)^2 + z_3^2 - 1] + 3z_2 z_3, \\ \frac{dz_3}{d\tau_5} &= -3 + 2z_1^2 - 2z_1 z_2 - \sqrt{6}s z_3 [(z_1 - z_2)^2 - 1] \\ &\quad + 3z_3^2 - \sqrt{6}s z_3^3. \end{aligned}$$

At $z_3 = 0$ system (25) has two lines $|z_1 - z_2| = 1$ filled with infinite equilibrium points and these two lines intersect with hyperbola $2z_1(z_1 - z_2) = 3$ at $p_6 = (-3/2, -1/2, 0)$ and $p_7 = (3/2, 1/2, 0)$, respectively. Both of them are hyperbolic with the same eigenvalues $\{-\sqrt{3}, \sqrt{3}, -2\sqrt{6}s\}$ and the corresponding eigenvectors have the following form

$$(26) \quad \begin{aligned} &\left(\frac{\sqrt{3}}{2}, \frac{\sqrt{3}}{2}, 1\right), \left(-\frac{\sqrt{3}}{2}, -\frac{\sqrt{3}}{2}, 1\right), \left(\frac{\sqrt{6}(8s^2 + 1)}{16s}, \frac{\sqrt{6}(8s^2 + 5)}{48s}, 1\right), \\ &\left(-\frac{\sqrt{3}}{2}, -\frac{\sqrt{3}}{2}, 1\right), \left(\frac{\sqrt{3}}{2}, \frac{\sqrt{3}}{2}, 1\right), \left(-\frac{\sqrt{6}(8s^2 + 1)}{16s}, -\frac{\sqrt{6}(8s^2 + 5)}{48s}, 1\right). \end{aligned}$$

Then p_6 and p_7 have an unstable manifold of dimension one (respectively two) and a stable manifold of dimension two (respectively one) if $s > 0$ (respectively $s < 0$), see the last four pictures in Figure 12 for details.

On the local chart U_2 , we let $x = z_1/z_3$, $z = 1/z_3$, $u = z_2/z_3$, then system (1) writes

$$(27) \quad \begin{aligned} \frac{dz_1}{dt} &= z_3 [-z_1 z_3 + \sqrt{6}s(-z_1^2 + (z_2 - 1)^2 + z_3^2)], \\ \frac{dz_2}{dt} &= 2z_2 z_3^2, \\ \frac{dz_3}{dt} &= z_3 (2 - 3z_1^2 - 2z_2 + 2z_3^2). \end{aligned}$$

By eliminating the common factor z_3 in system (27) through time scale transformation $d\tau_6 = z_3 dt$ we get

$$(28) \quad \begin{aligned} \frac{dz_1}{d\tau_6} &= -z_1 z_3 + \sqrt{6}s [-z_1^2 + (z_2 - 1)^2 + z_3^2], \\ \frac{dz_2}{d\tau_6} &= 2z_2 z_3, \\ \frac{dz_3}{d\tau_6} &= 2 - 3z_1^2 - 2z_2 + 2z_3^2. \end{aligned}$$

Note that system (28) with $z_1 = z_3 = 0$ has the unique infinite equilibrium point $p_8 = (0, 1, 0)$ with eigenvalues $\{2i, -2i, 0\}$ and eigenvectors $\{0, -i, 1\}$, $\{0, i, 1\}$, $\{1, 0, 0\}$, so there will be a fold-Hopf bifurcation at the infinite equilibrium point p_8 , sometimes called a zero-pair bifurcation or a Gavrilov-Guckenheimer (see Chapter 5 of [47] for more details). We will not continue to discuss other infinite equilibrium points of this system, because these are already included in the local chart U_1 .

Similarly on the local chart U_3 , we let $x = z_1/z_3$, $z = z_2/z_3$, $u = 1/z_3$, then system (1) becomes

$$(29) \quad \begin{aligned} \frac{dz_1}{dt} &= z_3 \left[-3z_1z_3 + \sqrt{6}s(-z_1^2 + (z_2 - 1)^2 + z_3^2) \right], \\ \frac{dz_2}{dt} &= -2z_2z_3^2, \\ \frac{dz_3}{dt} &= -3z_1^2z_3 + 2(z_2 - 1)z_2z_3. \end{aligned}$$

In this local chart U_3 we only need to study the infinite equilibria located in its origin because all the other infinite equilibrium points have been studied in the local charts U_1 and U_2 . After changing the time scale $d\tau_7 = z_3dt$ we obtain

$$(30) \quad \begin{aligned} \frac{dz_1}{dt} &= -3z_1z_3 + \sqrt{6}s[-z_1^2 + (z_2 - 1)^2 + z_3^2], \\ \frac{dz_2}{dt} &= -2z_2z_3, \\ \frac{dz_3}{dt} &= -3z_1^2 + 2(z_2 - 1)z_2. \end{aligned}$$

Obviously the origin $(0, 0, 0)$ is not an equilibrium point of system (30), so we will not continue to investigate other equilibrium points at infinity in the local chart U_3 .

In summary the equilibrium points filling up the infinity with these different stable and unstable manifolds are summarized in Figures 11, 12 and 13.

3.2. Phase portrait inside the Poincaré ball restricted to the physical region of interest $x^2 - (u - z)^2 \leq 1$. Note that system (1) is invariant with respect to the x -axis due to the symmetry $(x, z, u) \mapsto (x, -z, -u)$. Now we divide the Poincaré ball restricted to the region

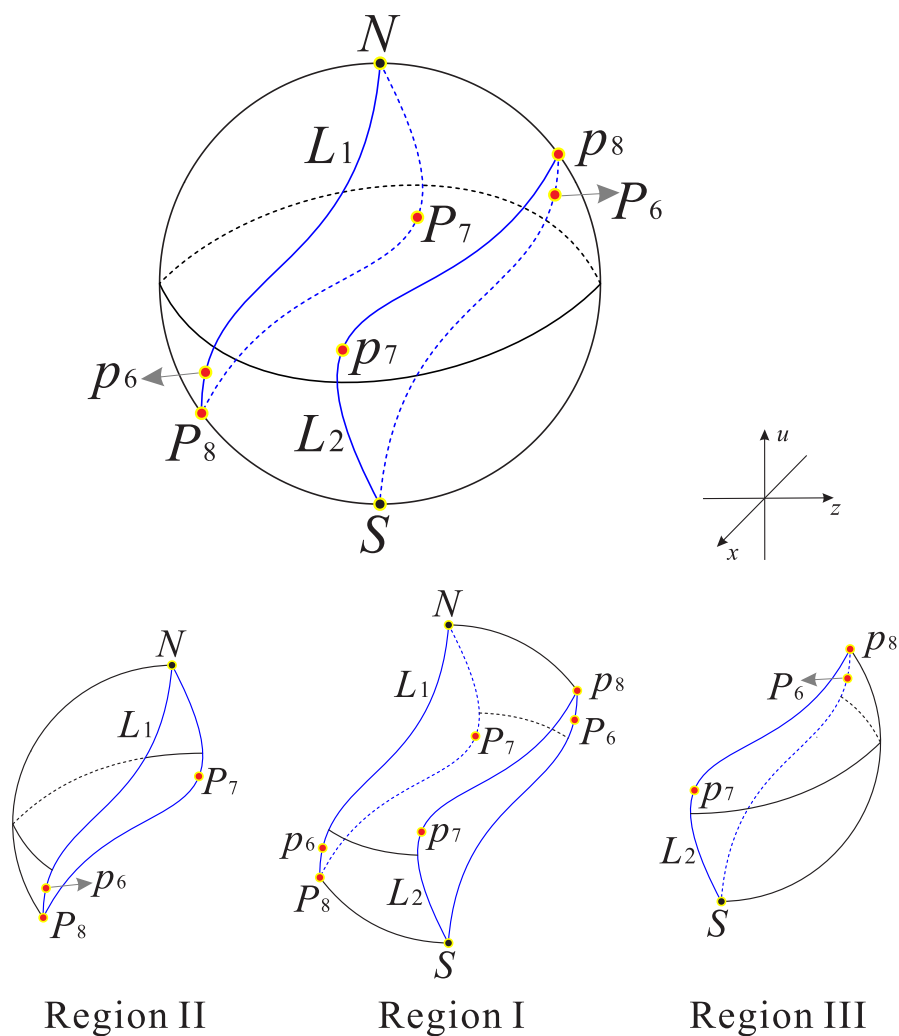


FIGURE 13. The sphere \mathbb{S}^2 (the infinity of \mathbb{R}^3) is filled up with equilibrium points. The stable and unstable manifolds of these equilibrium points are different in the regions I, II, III, lines L_1 , L_2 , and points p_6 , p_7 , p_8 , P_6 , P_7 , P_8 on the sphere defined by the closure of U_1 and its symmetric closure of V_1 with respect to the origin of \mathbb{R}^3 . Thus P_6 , P_7 and P_8 are the symmetric points with respect to the origin of p_6 , p_7 and p_8 , respectively. The points N and S denote the north pole and south pole of the Poincaré ball, respectively.

$x^2 - (u - z)^2 - 1 \leq 0$ into four regions as follows

$$\begin{aligned} R_1 : z \geq 0, u \geq 0. & \quad R_2 : z \geq 0, u \leq 0. \\ R_3 : z \leq 0, u \leq 0. & \quad R_4 : z \leq 0, u \geq 0. \end{aligned}$$

Due to the symmetry with respect to the x -axis, we only need to discuss the phase portrait of system (1) in the regions R_1 and R_2 .

Combining the phase portraits on the invariant surface $f_+(x, z, u) = 0$, on the invariant planes $z = 0$ and $u = 0$, and at infinity, we obtain the phase portrait on the boundary of the regions R_1 and R_2 as shown in Figures 14-17.

Now as shown in Figures 18 and 19, we divided the boundary of the regions R_1 and R_2 into sub-surfaces $B_{11}, B_{12}, \dots, B_{15}$ and $B_{21}, B_{22}, \dots, B_{25}$ respectively, then the phase portrait on the boundary of R_1 will be displayed more clearly. Therefore we can find from Figures 13, 15 and 17 that there is a hyperbolic sector at the north pole N on spherical boundary B_{11} of the Poincaré ball, and N is stable on the back boundary plane B_{12} . The equilibrium points p_1 and p_2 are unstable on the boundary surfaces $B_{l_1 l_2}$ ($l_1 = 1, 2, l_2 = 2, 3, 4$). Moreover the equilibrium point p_5 is unstable on the back boundary planes B_{12} and B_{22} , and it is stable on the bottom boundary planes B_{13} and B_{23} and on their intersection. In addition the properties of the remaining equilibrium points that are not located at the intersection of these boundary surfaces and planes have been studied in the previous section and will not be repeated here.

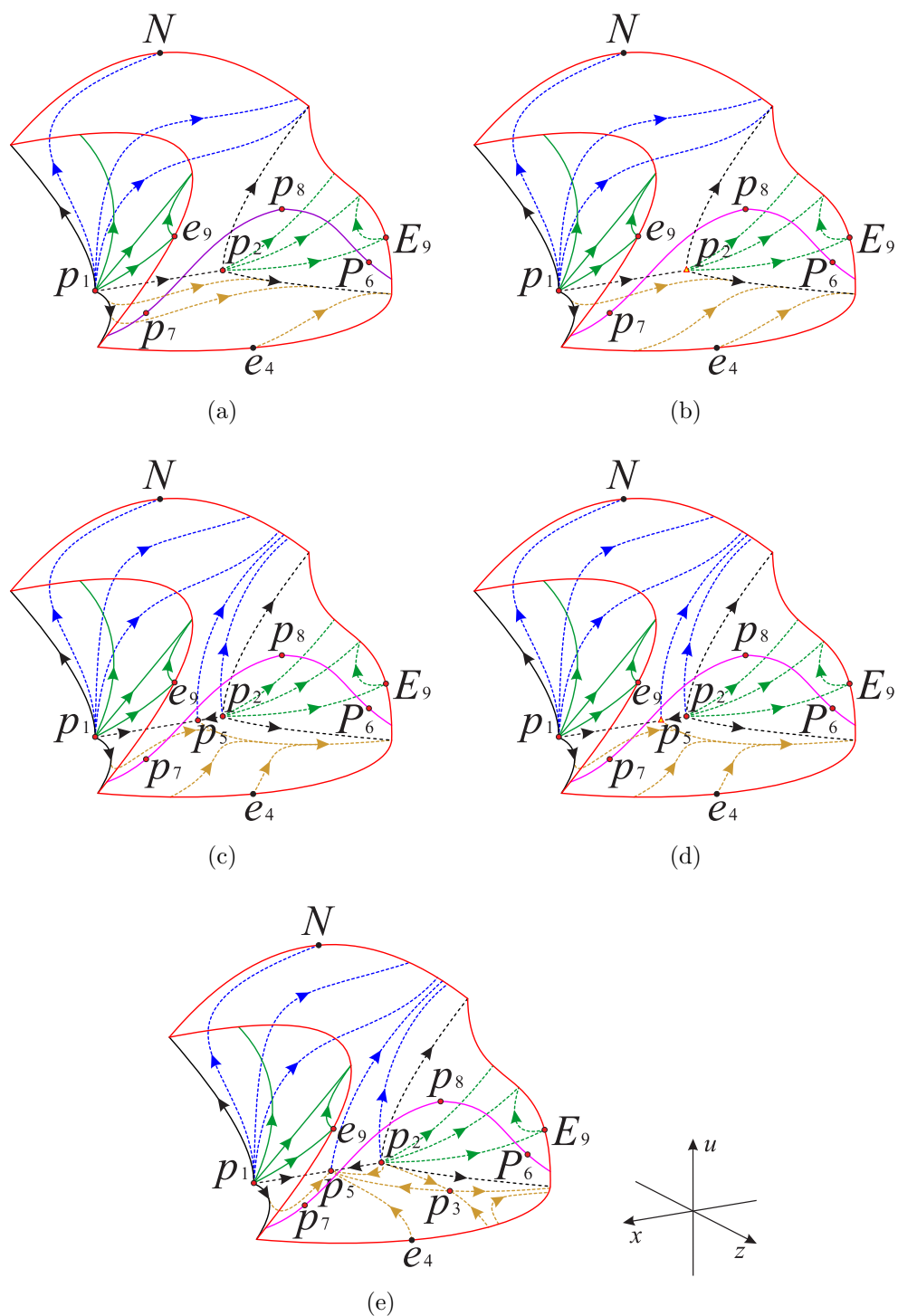


FIGURE 14. Phase portrait in the boundary of the region R_1 for different values of s : (a) $s < -\sqrt{6}/2$, (b) $s = -\sqrt{6}/2$, (c) $-\sqrt{6}/2 < s < -1$, (d) $s = -1$, (e) $-1 < s < 0$. The surfaces above and below the long dashed line represent regions I and III respectively.

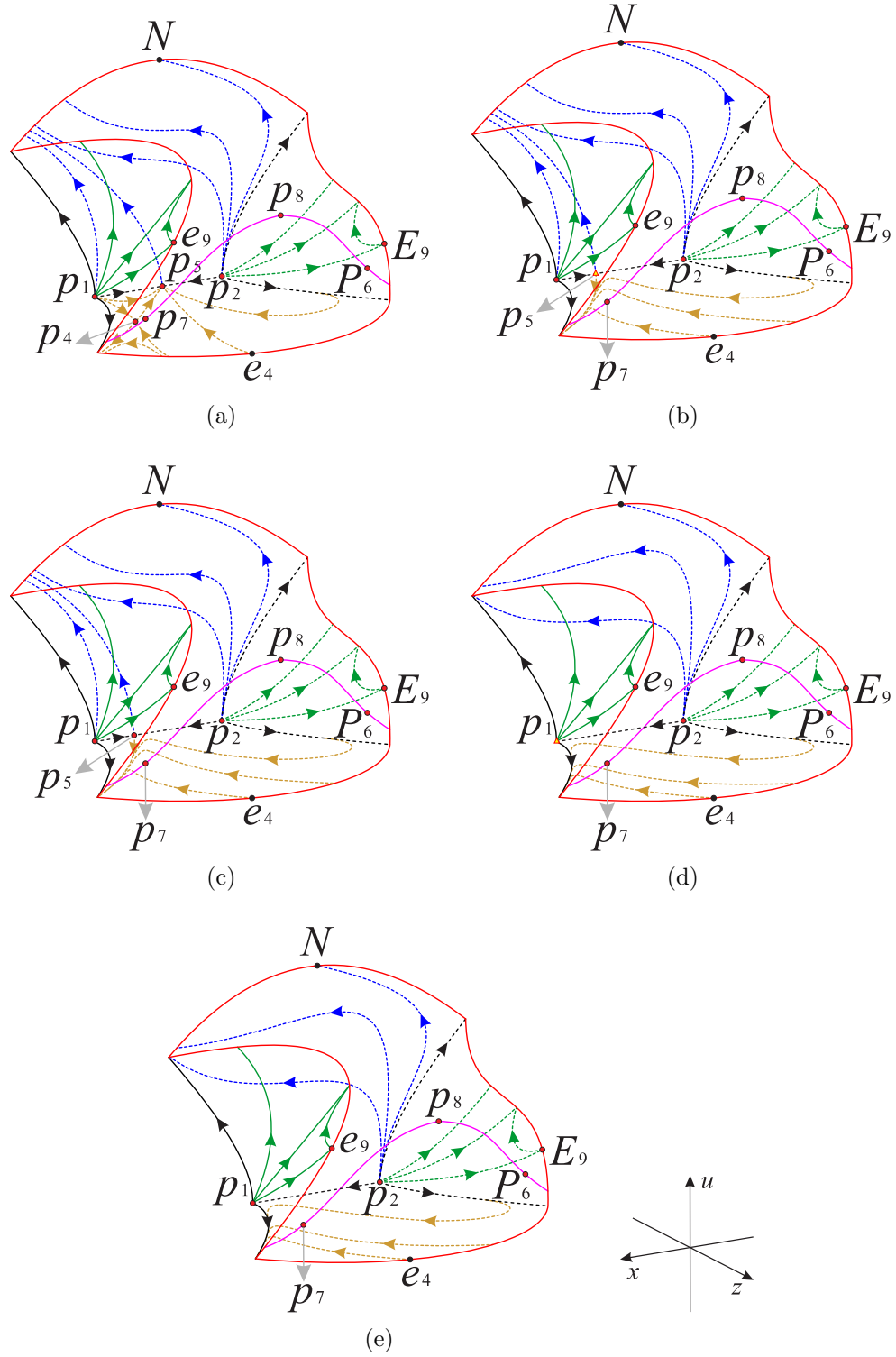


FIGURE 15. Phase portrait in the boundary of the region R_1 for different values of s : (a) $0 < s < 1$, (b) $s = 1$, (c) $1 < s < \sqrt{6}/2$, (d) $s = \sqrt{6}/2$, (e) $s > \sqrt{6}/2$. The surfaces above and below the long dashed line represent regions I and III respectively.

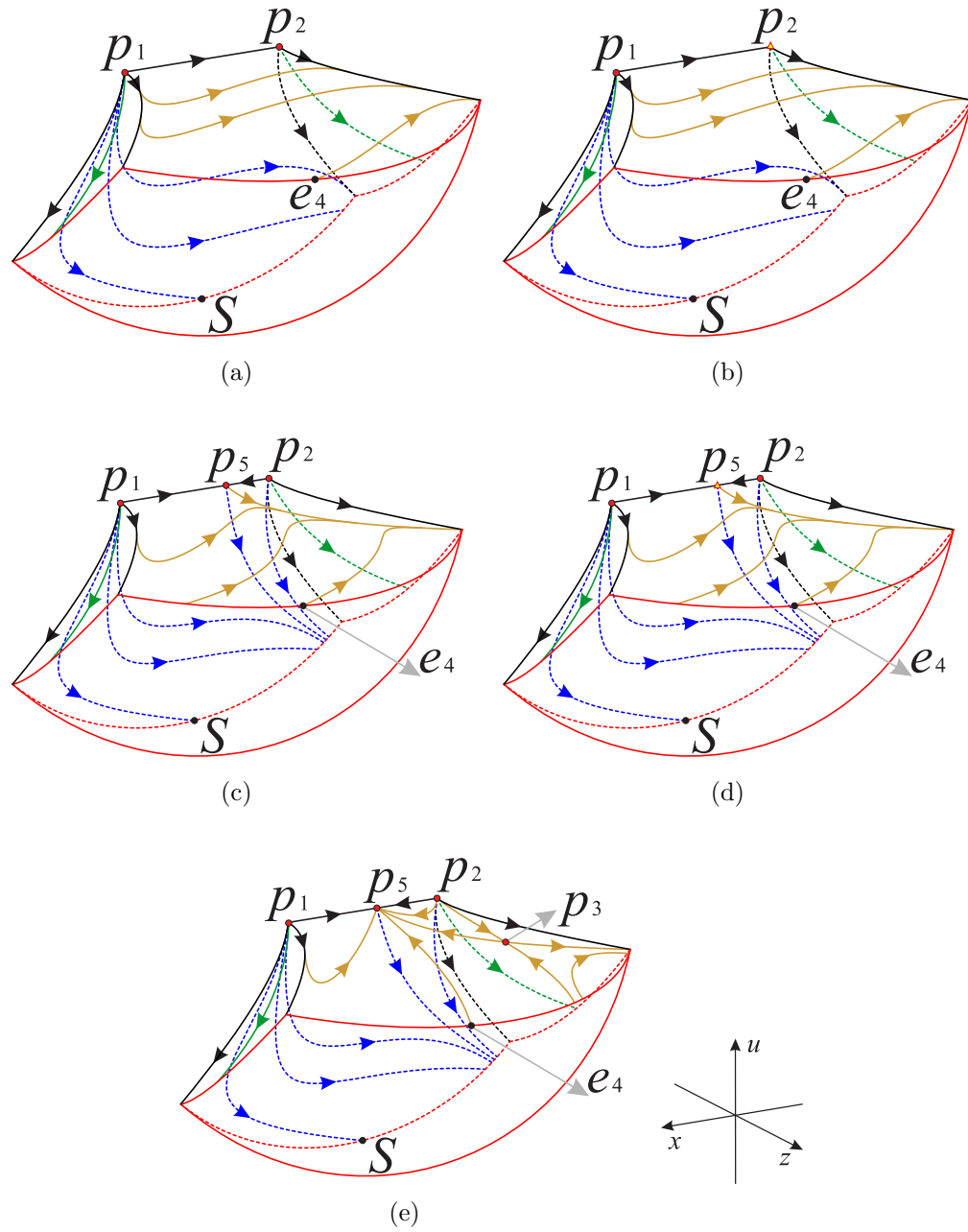


FIGURE 16. Phase portrait in the boundary of the region R_2 for different values of s : (a) $s < -\sqrt{6}/2$, (b) $s = -\sqrt{6}/2$, (c) $-\sqrt{6}/2 < s < -1$, (d) $s = -1$, (e) $-1 < s < 0$. The surfaces above and below the long dashed line represent regions I and III respectively.

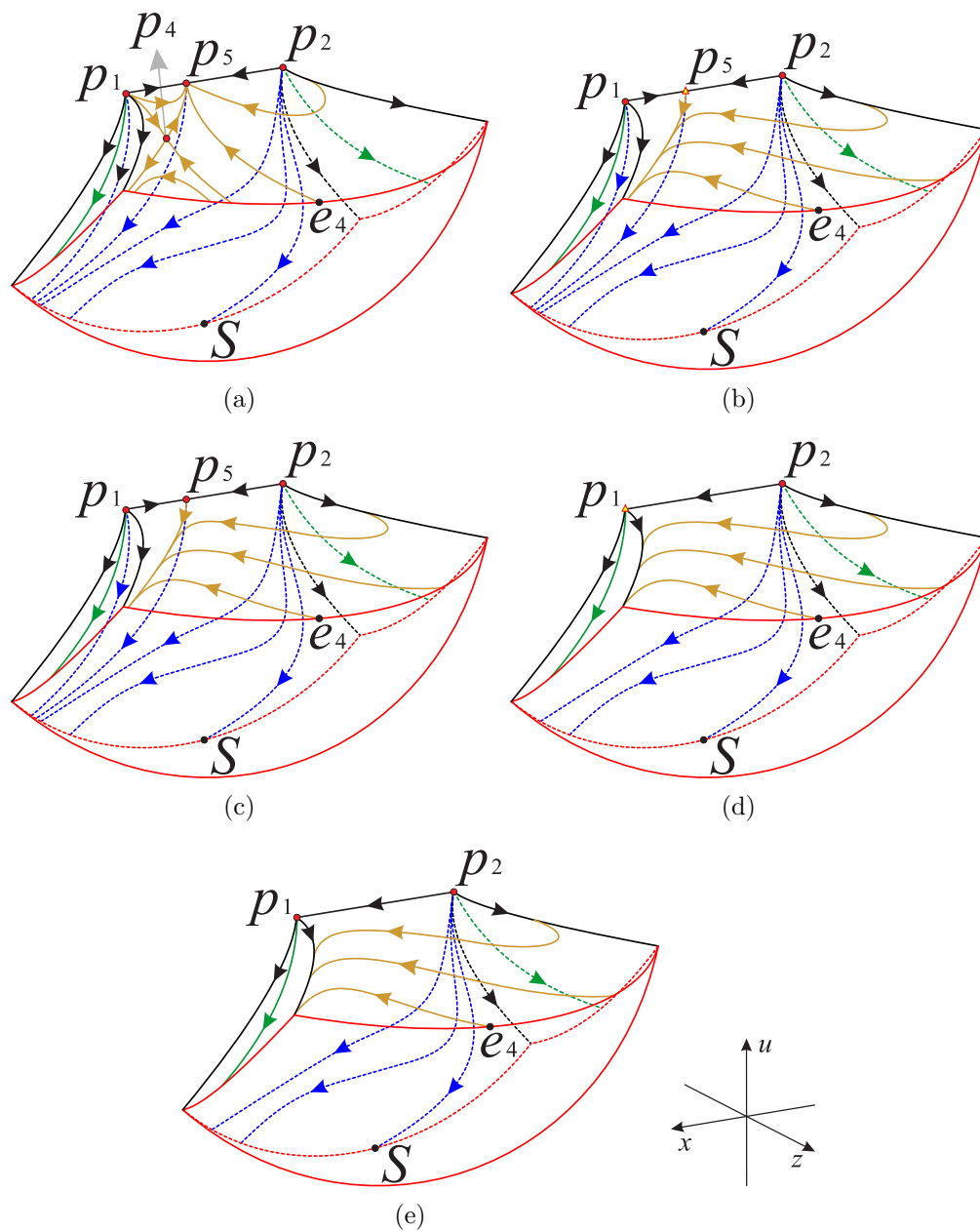


FIGURE 17. Phase portrait in the boundary of the region R_2 for different values of s : (a) $0 < s < 1$, (b) $s = 1$, (c) $1 < s < \sqrt{6}/2$, (d) $s = \sqrt{6}/2$, (e) $s > \sqrt{6}/2$. The surfaces above and below the long dashed line represent regions I and III respectively.

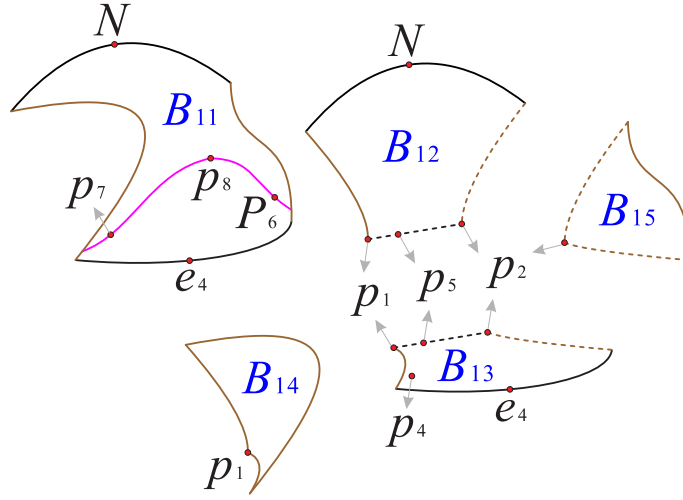


FIGURE 18. The three boundary surfaces and two boundary planes of the region R_1 .

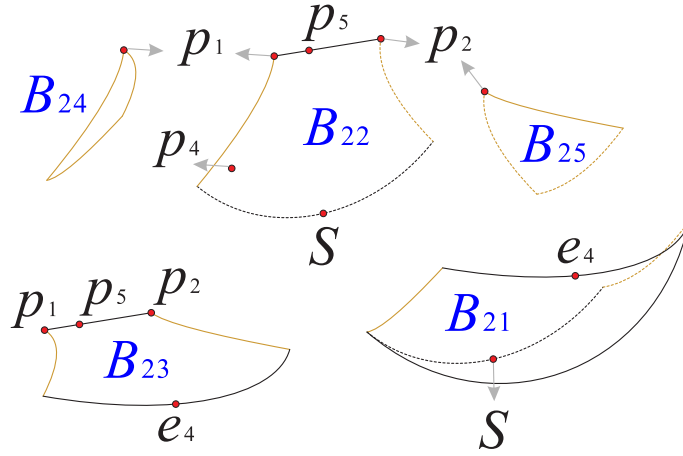


FIGURE 19. The three boundary surfaces and two boundary planes of the region R_2 .

3.3. Dynamics in the interior of the regions R_1 and R_2 . Without loss of generality and considering the physical region of interest, we take $s = \sqrt{6}/4$, and the dynamics of system (1) can be studied in the same way when we take other values of s . Then the five finite equilibrium points of system (1) have the form $p_1 = \{1, 0, 0\}$, $p_2 = \{-1, 0, 0\}$,

$p_3 = \{4/3, -\sqrt{15}/3, 0\}$, $p_4 = \{4/3, \sqrt{15}/3, 0\}$ and $p_5 = \{1/2, 0, 0\}$. The dynamical behavior of system (1) inside the region R_1 is determined by the behavior of the flow in the following planes and surfaces

$$\begin{aligned} z = 0, \quad u = 0, \quad f_+(x, z, u) = 0, \\ h_1(x, z, u) = 0, \quad h_2(x, z, u) = 0, \quad h_3(x, z, u) = 0, \end{aligned}$$

where

$$\begin{aligned} h_1(x, z, u) &= \sqrt{6}s[-x^2 + (u - z)^2 + 1] + x[3x^2 + 2(u - z)z - 3], \\ h_2(x, z, u) &= 3x^2 + 2(u - z)z - 2, \\ h_3(x, z, u) &= 3x^2 + 2(u - z)z. \end{aligned}$$

The above planes and surfaces divide the regions R_1 and R_2 into eleven subregions R_{1i} , $i = (1, \dots, 11)$ and nine subregions R_{2j} , $j = (1, \dots, 9)$ respectively, see Figures 20-23 for more details. The signs of the functions h_1 , h_2 and h_3 in these subregions of R_1 and R_2 can be found in Tables 4 and 5 respectively.

TABLE 4. Signs of functions h_1 , h_2 and h_3 in the subregions of R_1 .

Functions	Positive	Negative
h_1	$R_{11}, R_{12}, R_{16}, R_{17}, R_{18}, R_{19}$	$R_{13}, R_{14}, R_{15}, R_{110}, R_{111}$
h_2	$R_{11}, R_{13}, R_{19}, R_{110}, R_{111}$	$R_{12}, R_{14}, R_{15}, R_{16}, R_{17}, R_{18}$
h_3	$R_{11}, R_{12}, R_{13}, R_{14}, R_{18}, R_{19}, R_{110}, R_{111}$	R_{15}, R_{16}, R_{17}

In addition it should also be noted that in order to avoid visual confusion, we change the dashed lines and solid lines in Figures 21 and 23 to the normal perspective, instead of corresponding to the dashed

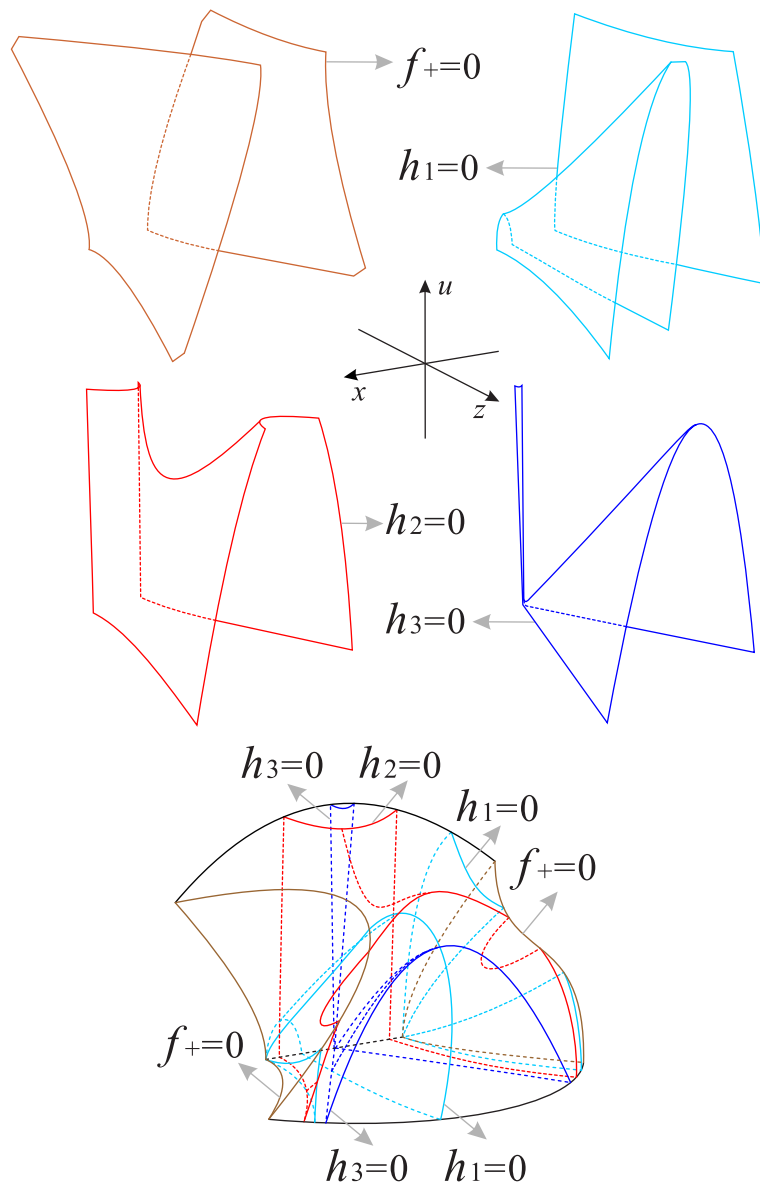


FIGURE 20. The surfaces h_1 , h_2 and h_3 restricted to the invariant surface $f_+(x, z, u) = 0$ and the region R_1 of the Poincaré ball.

lines and solid lines in Figures 20 and 22 respectively. What we need to pay attention here is that for any value of s , the finite equilibrium point p_4 is located at the intersection of the surfaces h_1 and h_2 on the

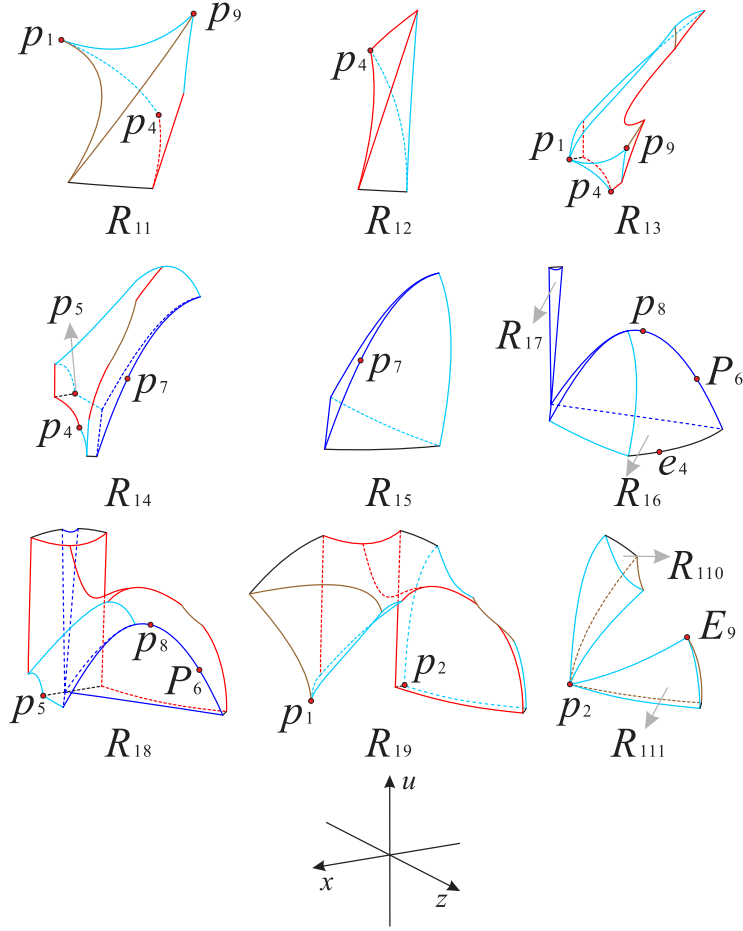


FIGURE 21. There are the eleven subregions inside the region R_1 of the Poincaré ball.

TABLE 5. Signs of functions h_1 , h_2 and h_3 in the subregions of R_2 .

Functions	Positive	Negative
h_1	$R_{21}, R_{22}, R_{26}, R_{27}, R_{28}$	$R_{23}, R_{24}, R_{25}, R_{29}$
h_2	$R_{21}, R_{23}, R_{28}, R_{29}$	$R_{22}, R_{24}, R_{25}, R_{26}, R_{27}$
h_3	$R_{21}, R_{22}, R_{23}, R_{24}, R_{27}, R_{28}, R_{29}$	R_{25}, R_{26}

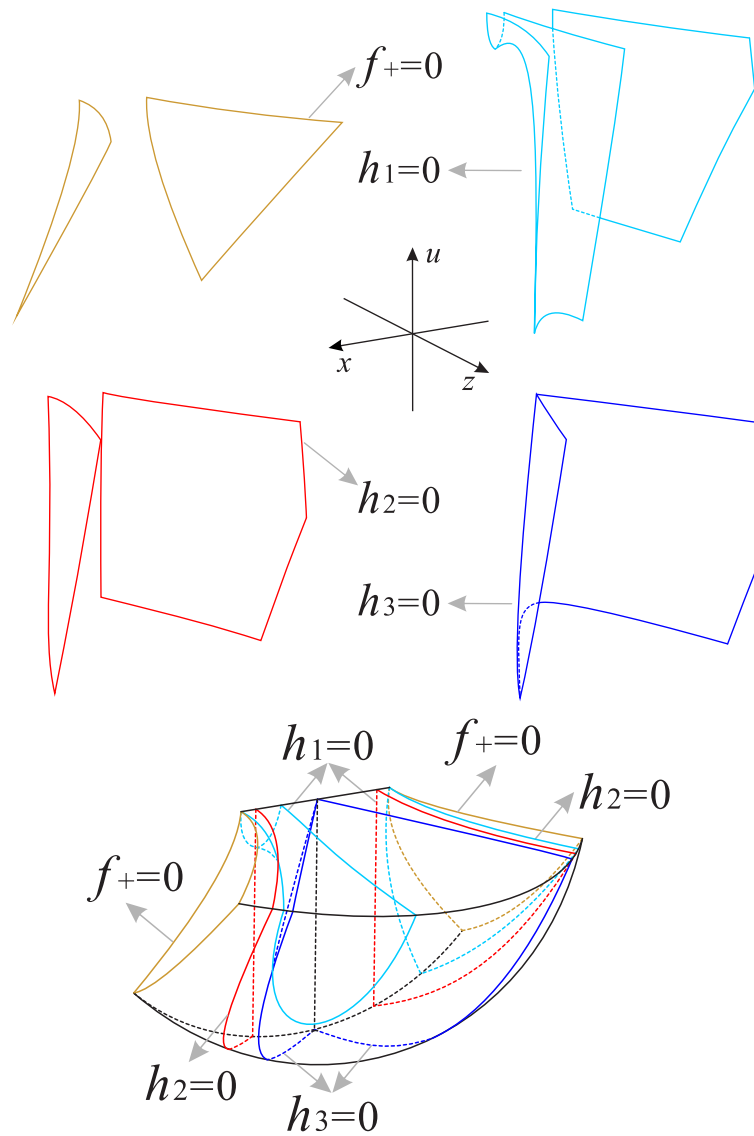


FIGURE 22. The surfaces h_1 , h_2 and h_3 restricted to the invariant surface $f_+(x, z, u) = 0$ and the region R_2 of the Poincaré ball.

invariant plane $u = 0$, and the finite equilibrium point p_5 is located at the intersection of the surface h_1 and x -axis (see Figures 21 and 23). For the infinite equilibrium point $p_7 = (3/2, 1/2, 0)$ of equations (25), according to the three-dimensional Poincaré transformation in the local

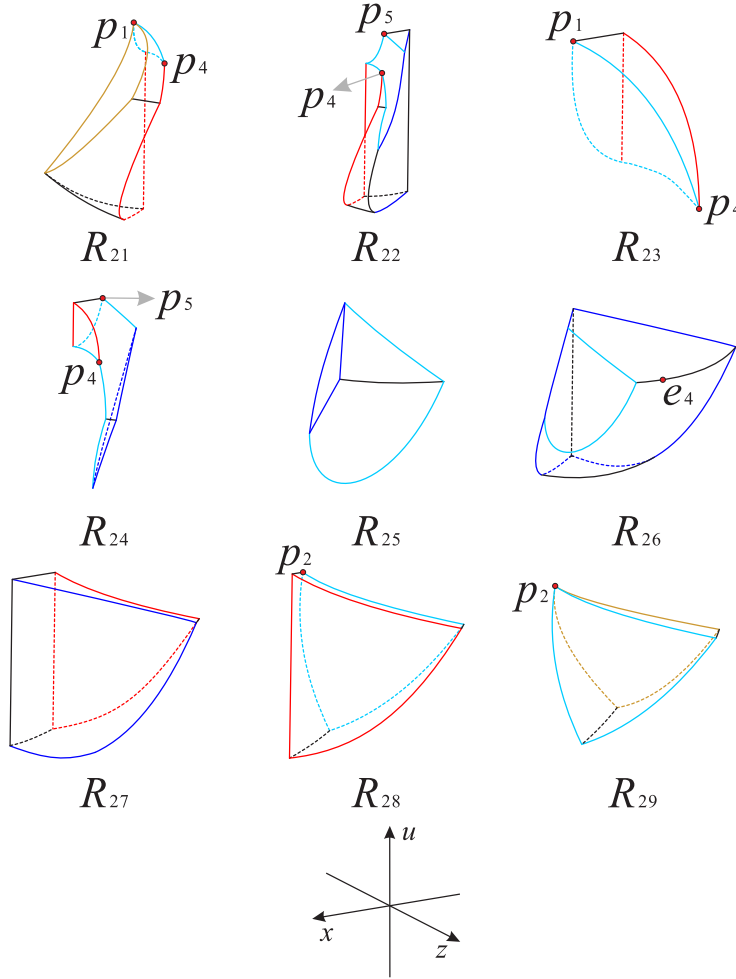


FIGURE 23. There are the nine subregions inside the region R_2 of the Poincaré ball.

chart U_1 , we know that $p_7 = (1/z_3, 3/(2z_3), 1/(2z_3))$ ($z_3 \rightarrow 0$) is on the intersection of the surface h_3 and the Poincaré sphere. Similarly in the xzu coordinate system we have $p_6 = (1/z_3, -3/(2z_3), -1/(2z_3))$ ($z_3 \rightarrow 0$), since the infinite equilibrium points P_6 and p_6 are symmetric about the origin, then we obtain $P_6 = (-1/z_3, 3/(2z_3), 1/(2z_3))$ ($z_3 \rightarrow 0$), which is symmetric with p_7 with respect to the plane $x = 0$. For the infinite equilibrium point $e_9 = (-1/2, 0)$ of equations (20) when

$u \geq z$, we combine the relationship $x = \pm\sqrt{1+y^2}$ in equations (18) and the invariant surface $f_+(x, z, u) = 0$ to know that the coordinate of e_9 in the three-dimensional coordinate system xzu can be denoted as $p_9 = (\sqrt{1+V^2}/V, 1/(2V), -1/(2V))$ ($V \rightarrow 0$), obviously the infinite equilibrium point p_9 is not in the region R_1 . But when $u \leq z$ we have $p_9 = (\sqrt{1+V^2}/V, 3/(2V), 1/(2V))$ ($V \rightarrow 0$), and it is exactly located on the surface h_1 , on the invariant surface $f_p = 0$ and in their intersection with the Poincaré sphere (see Figure 21).

As it is shown in the subregion R_{11} (see Figure 21) the left side surface is contained in the invariant surface $f_+(x, z, u) = 0$, the bottom plane is contained in the invariant plane $u = 0$, the right-back segment surface is contained in $h_1 = 0$, and the right-front segment surface is contained in $h_2 = 0$. From Table 6 we find that the orbits of system (1) increase monotonically along the positive directions of the three coordinate axes, which means that the orbits in R_{11} come from the finite equilibrium points p_1, p_4 , or from the subregion R_{12} , and then go to the boundary of Poincaré sphere restricted to this subregion.

In the subregion R_{12} , its bottom plane is contained in the invariant plane $u = 0$, the left side surface is contained in the surface $h_2 = 0$, and the right side surface is contained in the surface $h_1 = 0$. Then we can see that the orbits of system (1) in this subregion monotonically decrease along the positive direction of the z -axis, but increase monotonically along the positive direction of the x -axis and u -axis, so the orbits start at the infinite equilibrium points on the Poincaré sphere in this subregion and then enter into the subregion R_{11} .

TABLE 6. Dynamical behavior in the twenty subregions.

Subregions	Corresponding Region	Increase or decrease
R_{11}	$h_1 > 0, h_2 > 0, h_3 > 0, z > 0, u > 0$	$\dot{x} > 0, \dot{z} > 0, \dot{u} > 0$
R_{12}	$h_1 > 0, h_2 < 0, h_3 > 0, z > 0, u > 0$	$\dot{x} > 0, \dot{z} < 0, \dot{u} > 0$
R_{13}	$h_1 < 0, h_2 > 0, h_3 > 0, z > 0, u > 0$	$\dot{x} < 0, \dot{z} > 0, \dot{u} > 0$
R_{14}	$h_1 < 0, h_2 < 0, h_3 > 0, z > 0, u > 0$	$\dot{x} < 0, \dot{z} < 0, \dot{u} > 0$
R_{15}	$h_1 < 0, h_2 < 0, h_3 < 0, z > 0, u > 0$	$\dot{x} < 0, \dot{z} < 0, \dot{u} < 0$
R_{16}	$h_1 > 0, h_2 < 0, h_3 < 0, z > 0, u > 0$	$\dot{x} > 0, \dot{z} < 0, \dot{u} < 0$
R_{17}	$h_1 > 0, h_2 < 0, h_3 < 0, z > 0, u > 0$	$\dot{x} > 0, \dot{z} < 0, \dot{u} < 0$
R_{18}	$h_1 > 0, h_2 < 0, h_3 > 0, z > 0, u > 0$	$\dot{x} > 0, \dot{z} < 0, \dot{u} > 0$
R_{19}	$h_1 > 0, h_2 > 0, h_3 > 0, z > 0, u > 0$	$\dot{x} > 0, \dot{z} > 0, \dot{u} > 0$
R_{110}	$h_1 < 0, h_2 > 0, h_3 > 0, z > 0, u > 0$	$\dot{x} < 0, \dot{z} > 0, \dot{u} > 0$
R_{111}	$h_1 < 0, h_2 > 0, h_3 > 0, z > 0, u > 0$	$\dot{x} < 0, \dot{z} > 0, \dot{u} > 0$
R_{21}	$h_1 > 0, h_2 > 0, h_3 > 0, z > 0, u < 0$	$\dot{x} > 0, \dot{z} > 0, \dot{u} < 0$
R_{22}	$h_1 > 0, h_2 < 0, h_3 > 0, z > 0, u < 0$	$\dot{x} > 0, \dot{z} < 0, \dot{u} < 0$
R_{23}	$h_1 < 0, h_2 > 0, h_3 > 0, z > 0, u < 0$	$\dot{x} < 0, \dot{z} > 0, \dot{u} < 0$
R_{24}	$h_1 < 0, h_2 < 0, h_3 > 0, z > 0, u < 0$	$\dot{x} < 0, \dot{z} < 0, \dot{u} < 0$
R_{25}	$h_1 < 0, h_2 < 0, h_3 < 0, z > 0, u < 0$	$\dot{x} < 0, \dot{z} < 0, \dot{u} > 0$
R_{26}	$h_1 > 0, h_2 < 0, h_3 < 0, z > 0, u < 0$	$\dot{x} > 0, \dot{z} < 0, \dot{u} > 0$
R_{27}	$h_1 > 0, h_2 < 0, h_3 > 0, z > 0, u < 0$	$\dot{x} > 0, \dot{z} < 0, \dot{u} < 0$
R_{28}	$h_1 > 0, h_2 > 0, h_3 > 0, z > 0, u < 0$	$\dot{x} > 0, \dot{z} > 0, \dot{u} < 0$
R_{29}	$h_1 < 0, h_2 > 0, h_3 > 0, z > 0, u < 0$	$\dot{x} < 0, \dot{z} > 0, \dot{u} < 0$

The bottom plane in the subregion R_{13} is contained in the invariant plane $u = 0$, the left side surface is contained in the surface $h_1 = 0$, the right side surface is contained in the surface $h_2 = 0$, and the backplane is contained in the invariant plane $z = 0$, The upper and lower surfaces

of the front are composed of the intersection of the surfaces $h_1 = 0$, $h_2 = 0$ and the invariant surface $f_+(x, z, u) = 0$ on the Poincaré sphere. The orbits in this subregion increase monotonically along the positive z -axis and u -axis, but decrease monotonically along the positive x -axis, so the orbits start at the finite point p_1 , and then cross the side surfaces of this subregion and eventually go to the subregion R_{14} respectively.

The bottom plane of the subregion R_{14} is contained in the invariant plane $u = 0$, the left surface is contained in the surface composed of the surfaces $h_1 = 0$, $h_2 = 0$ and the invariant plane $f_+(x, z, u) = 0$, and the right surface is contained in the surface $h_3 = 0$, the back surface is contained in the surface $h_1 = 0$, the backplane is contained in the invariant plane $z = 0$, the front surface is contained in the surface enclosed by the intersection lines of the surfaces $h_1 = 0$, $h_2 = 0$, $h_3 = 0$ and the invariant surface $f_+(x, z, u) = 0$ on the Poincaré sphere. The orbits in this subregion increase monotonically along the positive u -axis, and decrease monotonically along the positive two other coordinate axes, which indicates that the orbits of this subregion start from the finite point p_4 or the equilibrium points on the Poincaré sphere at infinity in this subregion, or come from the subregion R_{13} and finally enter into subregions R_{15} or R_{18} .

The bottom plane of the subregion R_{15} is contained in the invariant plane $u = 0$, the front surface is contained in the Poincaré sphere, the left surface is contained in the surface $h_3 = 0$, and the right surface is contained in the surface $h_1 = 0$. The dynamic behavior of the orbits in this subregion are the same as that in the subregion R_{14} , and they

decrease monotonically along the positive direction of the three coordinate axes, which means that the orbits start from subregion R_{14} or the infinite equilibrium points on the Poincaré sphere in this subregion, and then enter into subregion R_{16} .

The bottom plane of the subregion R_{16} is contained in the invariant plane $u = 0$, the left and right surfaces are contained in the surface $h_3 = 0$, the front left surface is contained in the surface $h_1 = 0$ and the front right surface is contained in Poincaré sphere. The orbits in this subregion increase monotonically along the positive x -axis, and decrease monotonically along the positive two other coordinate axes, thereby the orbits originate from the infinite equilibrium points on the Poincaré sphere in this subregion, and then enter into the subregion R_{18} .

The front surface of the subregion R_{17} is contained in the surface $h_3 = 0$, and the back surface is contained in the invariant plane $z = 0$. The dynamic behavior of the orbits in this subregion is the same as in the subregion R_{16} , they come from the subregion R_{18} , after crossing the right part boundary surface of the subregion R_{17} and then from its left boundary surface back to the subregion R_{18} .

The bottom plane of the subregion R_{18} is contained in the invariant plane $u = 0$, the left surface is contained in the surface $h_1 = 0$, and the upper surface and the right surface are contained in the surface $h_2 = 0$ and the invariant surface $f_+ = 0$, the front surface is contained in the Poincaré sphere, the surface below the front surface is contained in the surface $h_3 = 0$, and the back surface is composed of the invariant plane

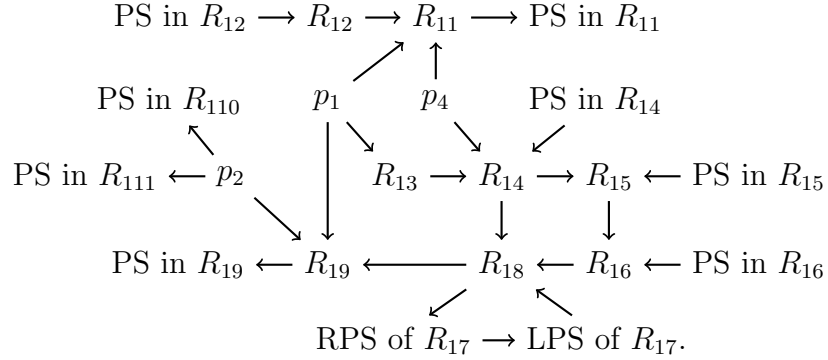
$z = 0$ and the surface $h_3 = 0$. The orbits in this subregion decrease monotonically in the positive direction along the z -axis, and decrease monotonically in the positive direction along the other two coordinate axes, for this reason the orbits start at the equilibrium points on the Poincaré sphere at infinity or come from the subregions R_{14} , R_{16} , the left side part surface of R_{17} , and then tend to the subregion R_{19} .

The backplane of the subregion R_{19} is divided into the left and right parts by the surface $h_2 = 0$, but both of them are contained in the invariant plane $z = 0$. The left and right side surfaces of R_{19} are contained in the surface composed of the surface $h_1 = 0$ and the invariant surface $f_+(x, z, u) = 0$, the top surface is contained in the Poincaré sphere, the lower-right surface is contained in the surface $h_2 = 0$, and the lower-left surface is contained in the surface $h_1 = 0$. The orbits in this subregion are monotonically increasing along the positive direction of the three coordinate axes, so the orbits come from the finite equilibrium points p_1 and p_2 , or from the subregion R_{18} , and finally approach the equilibrium points on the Poincaré sphere at infinity.

The subregions R_{110} and R_{111} are connected by the finite equilibrium point p_2 , their front surfaces are contained in the surface $h_1 = 0$, the right surface of R_{110} and the back surface of R_{111} are contained in the invariant surface $f_+(x, z, u) = 0$, the back surface of R_{110} is contained in the invariant plane $z = 0$, the top surface of R_{110} and the surface on the right side of R_{111} are contained in the Poincaré sphere. The orbits in these two subregions decrease monotonically along the positive direction of the x -axis, and monotonically increase along the positive direction along the other two coordinate axes. Thus the orbits in these

two subregions start at the equilibrium point p_2 , and then eventually go to the corresponding infinite equilibrium point on the Poincaré sphere.

Therefore the dynamic process of the orbits inside the eleven subregions of R_1 discussed above can be summarized as



Note: PS represents Poincaré sphere.

RPS denotes the right part of surface.

LPS stands for the left part of surface.

The flow chart discussed above shows that the orbits of system (1) contained in the region R_1 have an ω -limit in the subregions R_{11} , R_{19} , R_{110} and R_{111} when these four subregions are restricted to the Poincaré sphere at infinity. Furthermore the orbits have an α -limit at the finite equilibrium points p_1 , p_2 and p_4 . In addition the orbits also have an ω -limit in the subregions R_{12} , R_{14} , R_{15} and R_{16} when they are confined to the Poincaré sphere at infinity.

For the subregions in R_2 (see Figure 23), the front and bottom surfaces of the subregion R_{21} are contained in the Poincaré sphere, the back surface is contained in the invariant plane $z = 0$, the top surface is contained in the invariant plane $u = 0$, and the left surface is

contained in the invariant plane $f_+(x, z, u) = 0$, the lower right surface is contained in the surface $h_2 = 0$, and the upper right surface is contained in the surface $h_1 = 0$. The orbits in this subregion increase monotonically along the positive direction of the x -axis and z -axis, and the monotonically decrease along the positive direction of the u -axis, so the orbits in this subregion start from the finite equilibrium points p_1, p_4 and the right surface $h_2 = 0$, and finally approaching the point of infinity at Poincaré sphere.

The front and bottom surfaces of the subregion R_{22} are contained in the Poincaré sphere, the top plane is divided into two parts by the surface $h_1 = 0$, but these two parts are contained in the same invariant plane $u = 0$, the left side surface is contained in the surface $h_2 = 0$, the right side surface is contained in the surface $h_3 = 0$, and the back surface is contained in the invariant plane $z = 0$. The orbits in this subregion increase monotonically along the positive direction of the x -axis, and decrease along the positive direction of the other two axes. Therefore the orbits in this subregion start from the connected subregions R_{24} and R_{26} , they enter into this subregion through the surfaces $h_1 = 0$ and $h_3 = 0$, and then go through the surface $h_2 = 0$ into the subregion R_{21} .

The top and back planes of the subregion R_{23} are contained in the invariant plane $u = 0$ and the invariant plane $z = 0$ respectively, the left surface is contained in the surface $h_1 = 0$, and the right surface is contained in the surface $h_2 = 0$. The orbits in this subregion increase monotonically along the positive direction of the z -axis and decrease monotonically along the positive direction of the other two axes, which

indicates that the orbits in this subregion start at the finite equilibrium point p_1 and cross the surface $h_2 = 0$, and then enter into the subregion R_{24} .

The top and back planes of the subregion R_{24} are also contained in the invariant plane $u = 0$ and the invariant plane $z = 0$ respectively, the bottom surface is contained in the surface $h_1 = 0$, and the left surface is contained in the surface $h_2 = 0$, the right surface is contained in the surface $h_3 = 0$, and the front surface is contained in the Poincaré sphere. Then the orbits in this subregion are monotonically decreasing along the positive direction of the three axes, which means that the orbits in this subregion start at the finite equilibrium point p_4 , or come from the subregion R_{23} and the infinite equilibrium points on the Poincaré sphere, and then directly enter into the subregions R_{22} and R_{25} through the surfaces $h_1 = 0$ and $h_3 = 0$ respectively.

The top plane of the subregion R_{25} is contained in the invariant plane $u = 0$, the bottom surface is contained in the surface $h_1 = 0$, the left surface is contained in the surface $h_3 = 0$, and the front surface is contained in the Poincaré sphere. The orbits in this subregion are monotonically decreasing along the positive direction of the x -axis and z -axis, but monotonically increasing along the positive direction of the u -axis, which indicates that the orbits in this subregion start from the infinity equilibrium point on the Poincaré sphere, then cross the surface $h_1 = 0$ into the subregion R_{26} .

The top plane of the subregion R_{26} is also contained in the invariant plane $u = 0$, the right and bottom surfaces are contained in the

Poincaré sphere, the front surface is contained in the surface $h_1 = 0$, and the back-left and back-right surfaces are contained in the surface $h_3 = 0$. The orbits in this subregion are monotonically decreasing along the positive direction of the z -axis, but are increasing monotonically along the positive directions of the remaining two axes, then the orbits in this subregion start from the subregion R_{27} and cross the back-right surface $h_3 = 0$ or from the infinite equilibrium points on the Poincaré sphere, and then cross the back-left surface $h_3 = 0$ into the subregion R_{22} .

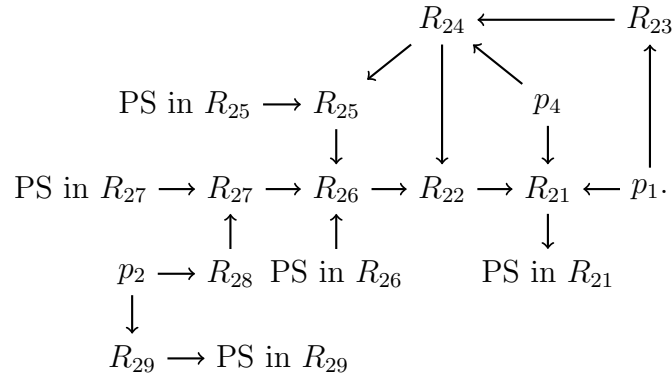
The subregion R_{27} consists of the top plane contained in the invariant plane $u = 0$, the back plane contained in the invariant plane $z = 0$, the back surface contained in the surface $h_2 = 0$, the front surface contained in the surface $h_3 = 0$, and the bottom surface contained in the Poincaré sphere. The orbits in this subregion are monotonically increasing along the positive x -axis, but are monotonically decreasing along the positive directions of the remaining two axes, so they start from the subregion R_{28} or the equilibrium points on the Poincaré sphere at infinity, then go through the left surface $h_3 = 0$ to the subregion R_{26} .

The subregion R_{28} consists of the top plane contained in the invariant plane $u = 0$, the left plane contained in the invariant plane $z = 0$, the front surface contained in the surface $h_2 = 0$, the back surface contained in $h_1 = 0$, and the right surface contained in the Poincaré sphere. All the orbits in this subregion are monotonically decreasing along the positive direction of the u -axis, and monotonically increasing along the positive direction of the other two axes, so they start from

the finite equilibrium point p_2 and then enter into the subregion R_{27} through the front surface $h_2 = 0$.

The top plane of the subregion R_{29} is contained in the invariant plane $u = 0$, the left plane is contained in the invariant plane $z = 0$, the right surface is contained in the Poincaré sphere, and the front surface is contained in the surface $h_1 = 0$, the back surface is contained in the constant surface $f_+(x, z, u) = 0$. The orbits in this subregion are monotonically increasing along the positive direction of the z -axis, and monotonically decreasing along the positive direction of the other two axes, which means that the orbits start at the finite equilibrium point p_2 and finally tend to the equilibrium points on Poincaré sphere at infinity.

Therefore the dynamic behavior of the orbits inside the nine subregions of R_2 discussed above can be represented as



The flow chart in the region R_2 discussed above shows that the orbits of system (1) contained in this region have an α -limit at the finite equilibrium points p_1 , p_2 and p_4 , as well as on the Poincaré sphere restricted to the subregions R_{25} , R_{26} and R_{27} . Moreover the orbits

have an ω -limit on the Poincaré sphere restricted to the subregions R_{21} and R_{29} . Therefore we fully describe all qualitative global dynamic behaviors of system (1).

4. CASE II: $s \neq 0, k = -1$

For an open universe the phase portraits of system (1) on the invariant planes $z = 0$ and $u = 0$ are the same as those in sections 3.1.1 and 3.1.2. Moreover the local phase portraits of the finite and infinite equilibrium points on the Poincaré sphere are consistent with sections 3.1.4 and 3.1.5 respectively. However the physical region of interest $f_-(x, z, u) = 0$ is no more an invariant surface.

Taking the same approach as in section 3.2, we also divide the Poincaré ball restricted to the region $x^2 - (u+z)^2 \leq 1$ into four regions as below

$$S_1 : z \geq 0, u \geq 0. \quad S_2 : z \geq 0, u \leq 0.$$

$$S_3 : z \leq 0, u \leq 0. \quad S_4 : z \leq 0, u \geq 0.$$

and we shall only study the phase portrait of system (1) in the regions S_1 and S_2 due to the symmetry as mentioned before. The phase portrait of system (1) on the boundaries of these two regions are the same as the closed universe except for the boundary surfaces $B_{14}, B_{15}, B_{24}, B_{25}$ contained on the surface $f_-(x, z, u) = 0$ (see Figures 14-19).

4.1. Dynamics in the interior of the regions S_1 and S_2 . For convenience we continue the discussion of the case $s = \sqrt{6}/4$. The invariant planes $z = 0, u = 0$, and the surfaces h_1, h_2, h_3 as well as $f_-(x, z, u) = 0$ divide the regions S_1 and S_2 into nine subregions

$S_{11}, S_{12}, \dots, S_{19}$ and ten subregions $S_{21}, S_{22}, \dots, S_{210}$ respectively, see Figures 24-26 for more details. The signs of the functions h_1, h_2 and h_3 in these subregions of S_1 and S_2 can be found in Tables 7 and 8 respectively.

TABLE 7. Signs of functions h_1, h_2 and h_3 in the subregions of S_1 .

Functions	Positive	Negative
h_1	$S_{11}, S_{12}, S_{16}, S_{17}, S_{18}$	$S_{13}, S_{14}, S_{15}, S_{19}$
h_2	S_{11}, S_{13}, S_{19}	$S_{12}, S_{14}, S_{15}, S_{16}, S_{17}, S_{18}$
h_3	$S_{11}, S_{12}, S_{13}, S_{14}, S_{18}, S_{19}$	S_{15}, S_{16}, S_{17}

TABLE 8. Signs of functions h_1, h_2 and h_3 in the subregions of S_2 .

Functions	Positive	Negative
h_1	$S_{21}, S_{22}, S_{26}, S_{27}, S_{28}$	$S_{23}, S_{24}, S_{25}, S_{29}, S_{210}$
h_2	$S_{21}, S_{23}, S_{28}, S_{29}, S_{210}$	$S_{22}, S_{24}, S_{25}, S_{26}, S_{27}$
h_3	$S_{21}, S_{22}, S_{23}, S_{24}, S_{27}, S_{28}, S_{29}, S_{210}$	S_{25}, S_{26}

As shown in Figure 25 the top surface of the subregion S_{11} is contained in the Poincaré sphere, the bottom surface is contained in the surfaces $h_1 = 0$ and $h_2 = 0$, the bottom plane is contained in the invariant plane $u = 0$, and the left and right sides are contained in the surfaces $f_- = 0$ and $h_1 = 0$, the back plane is contained in the invariant plane $z = 0$. Noting the dynamic behavior of the orbits in Table 9, we find that all the orbits in this subregion increase monotonically,

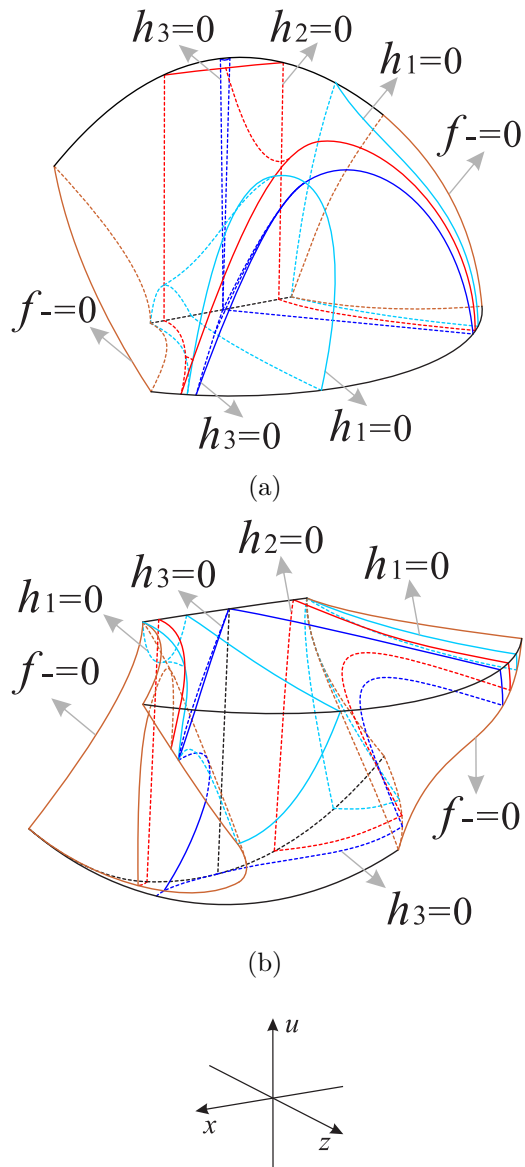


FIGURE 24. The surfaces h_1 , h_2 and h_3 restricted to the surface $f_-(x, z, u) = 0$ and the regions S_1 and S_2 of the Poincaré ball, respectively.

which means that the orbits in this subregion start at the finite equilibrium points p_1 , p_2 and p_4 , or come from the subregion S_{12} , eventually approaching the infinite equilibrium points on the Poincaré sphere.

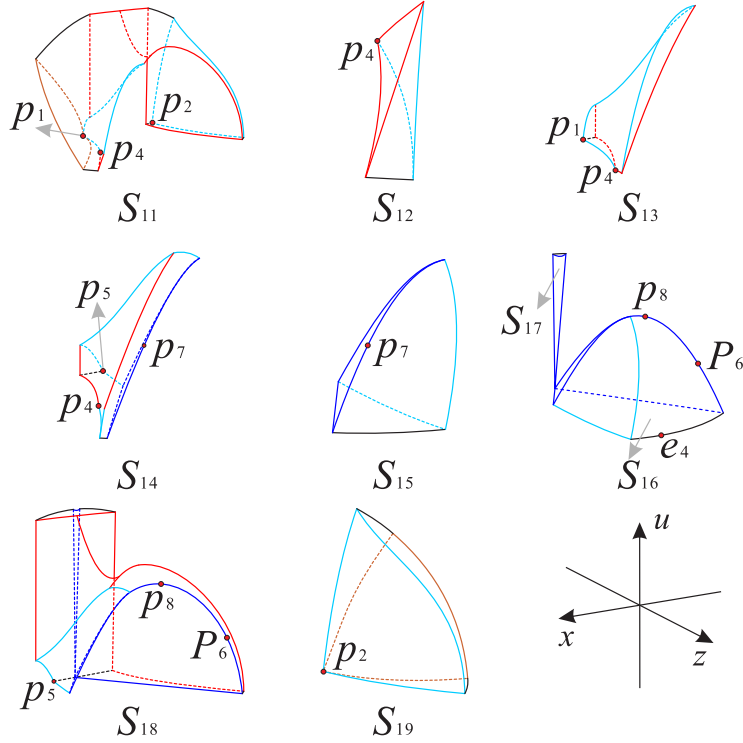


FIGURE 25. The nine subregions inside the region S_1 of the Poincaré ball.

For the subregion S_{12} the left and right surfaces are contained in the surfaces $h_2 = 0$ and $h_1 = 0$ respectively, the bottom plane is contained in the invariant plane $u = 0$, and the front plane is contained in the Poincaré sphere. Table 9 shows that the orbits in this subregion increase monotonically along the positive direction of the x -axis and u -axis, and decrease monotonically along the positive direction of the z -axis. Therefore the orbits in this subregion start from the infinite equilibrium points on the Poincaré sphere, and then cross the left surface $h_2 = 0$ into the subregion S_{11} .

In the subregion S_{13} the left and right surfaces are contained in the surfaces $h_1 = 0$ and $h_2 = 0$ respectively, the bottom plane is contained

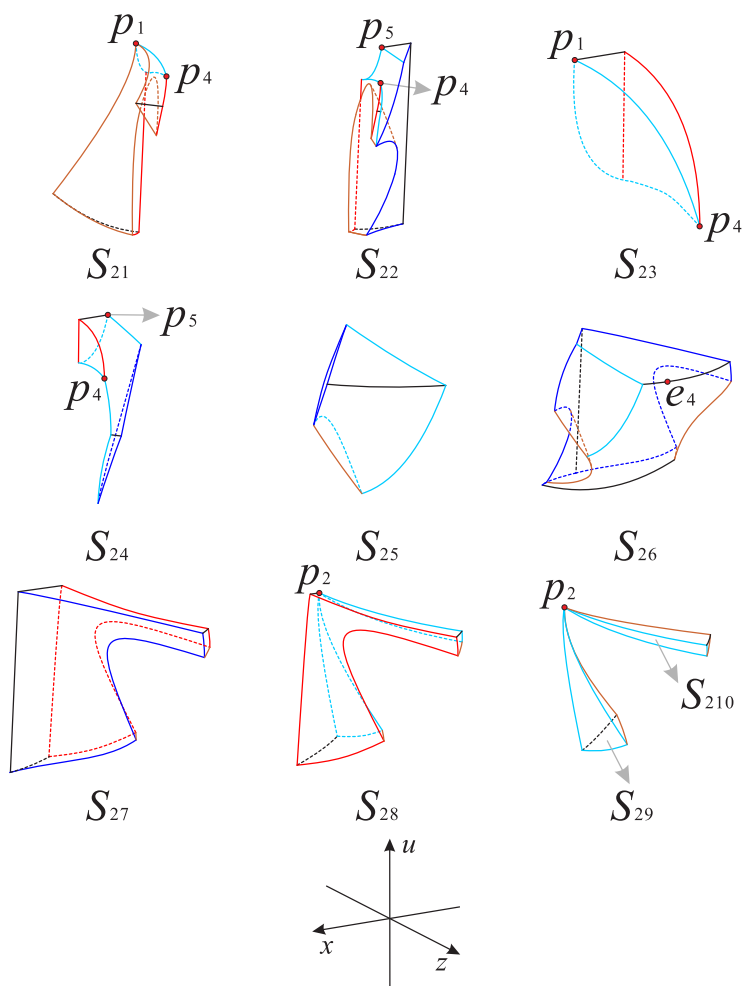


FIGURE 26. The ten subregions inside the region S_2 of the Poincaré ball.

in the invariant plane $u = 0$, the back plane is contained in the invariant plane $z = 0$, and the front plane is contained in the Poincaré sphere. Table 9 means that the orbits in this subregion decrease monotonically along the positive direction of the x -axis, while the orbits increase monotonically along the other two axes. It means that the orbits in this subregion start at the finite equilibrium point p_1 and cross the surface $h_2 = 0$ into the neighboring subregion S_{14} .

TABLE 9. Dynamical behavior in the nineteen subregions.

Subregions	Corresponding Region	Increase or decrease
S_{11}	$h_1 > 0, h_2 > 0, h_3 > 0, z > 0, u > 0$	$\dot{x} > 0, \dot{z} > 0, \dot{u} > 0$
S_{12}	$h_1 > 0, h_2 < 0, h_3 > 0, z > 0, u > 0$	$\dot{x} > 0, \dot{z} < 0, \dot{u} > 0$
S_{13}	$h_1 < 0, h_2 > 0, h_3 > 0, z > 0, u > 0$	$\dot{x} < 0, \dot{z} > 0, \dot{u} > 0$
S_{14}	$h_1 < 0, h_2 < 0, h_3 > 0, z > 0, u > 0$	$\dot{x} < 0, \dot{z} < 0, \dot{u} > 0$
S_{15}	$h_1 < 0, h_2 < 0, h_3 < 0, z > 0, u > 0$	$\dot{x} < 0, \dot{z} < 0, \dot{u} < 0$
S_{16}	$h_1 > 0, h_2 < 0, h_3 < 0, z > 0, u > 0$	$\dot{x} > 0, \dot{z} < 0, \dot{u} < 0$
S_{17}	$h_1 > 0, h_2 < 0, h_3 < 0, z > 0, u > 0$	$\dot{x} > 0, \dot{z} < 0, \dot{u} < 0$
S_{18}	$h_1 > 0, h_2 < 0, h_3 > 0, z > 0, u > 0$	$\dot{x} > 0, \dot{z} < 0, \dot{u} > 0$
S_{19}	$h_1 < 0, h_2 > 0, h_3 > 0, z > 0, u > 0$	$\dot{x} < 0, \dot{z} > 0, \dot{u} > 0$
S_{21}	$h_1 > 0, h_2 > 0, h_3 > 0, z > 0, u < 0$	$\dot{x} > 0, \dot{z} > 0, \dot{u} < 0$
S_{22}	$h_1 > 0, h_2 < 0, h_3 > 0, z > 0, u < 0$	$\dot{x} > 0, \dot{z} < 0, \dot{u} < 0$
S_{23}	$h_1 < 0, h_2 > 0, h_3 > 0, z > 0, u < 0$	$\dot{x} < 0, \dot{z} > 0, \dot{u} < 0$
S_{24}	$h_1 < 0, h_2 < 0, h_3 > 0, z > 0, u < 0$	$\dot{x} < 0, \dot{z} < 0, \dot{u} < 0$
S_{25}	$h_1 < 0, h_2 < 0, h_3 < 0, z > 0, u < 0$	$\dot{x} < 0, \dot{z} < 0, \dot{u} > 0$
S_{26}	$h_1 > 0, h_2 < 0, h_3 < 0, z > 0, u < 0$	$\dot{x} > 0, \dot{z} < 0, \dot{u} > 0$
S_{27}	$h_1 > 0, h_2 < 0, h_3 > 0, z > 0, u < 0$	$\dot{x} > 0, \dot{z} < 0, \dot{u} < 0$
S_{28}	$h_1 > 0, h_2 > 0, h_3 > 0, z > 0, u < 0$	$\dot{x} > 0, \dot{z} > 0, \dot{u} < 0$
S_{29}	$h_1 < 0, h_2 > 0, h_3 > 0, z > 0, u < 0$	$\dot{x} < 0, \dot{z} > 0, \dot{u} < 0$
S_{210}	$h_1 < 0, h_2 > 0, h_3 > 0, z > 0, u < 0$	$\dot{x} < 0, \dot{z} > 0, \dot{u} < 0$

In the subregion S_{14} the left side surface is contained in the surfaces $h_1 = 0$ and $h_2 = 0$, the right side surface is contained in the surface $h_3 = 0$, the back plane is contained in the invariant plane $z = 0$, and the back surface is contained in the surface $h_1 = 0$, the bottom plane is contained in the invariant plane $u = 0$, and the front surface

is contained in the Poincaré sphere. From Table 9 we know that the orbits in this subregion are monotonically decreasing along the positive direction of the x -axis and z -axis, while the orbits are monotonically increasing along the u -axis in the positive direction, then the orbits start at the finite equilibrium point p_4 , or the equilibrium points on the Poincaré sphere at infinity in this subregion, and then cross the surfaces $h_1 = 0$ and $h_3 = 0$, and finally enter the adjacent subregions S_{15} and S_{18} respectively.

The subregion S_{15} is composed of the left side surface contained in the surface $h_3 = 0$, the right side surface contained in the surface $h_1 = 0$, the bottom surface contained in the invariant plane $u = 0$, and the front surface contained in the Poincaré sphere. From Table 9 we find that the orbits are monotonically decreasing along the three directions in the positive direction in this subregion, so the orbits originate from the subregion S_{14} or from the infinite equilibrium points on the Poincaré sphere in the subregion S_{15} , and then cross the surface $h_1 = 0$ into the connecting subregion S_{16} .

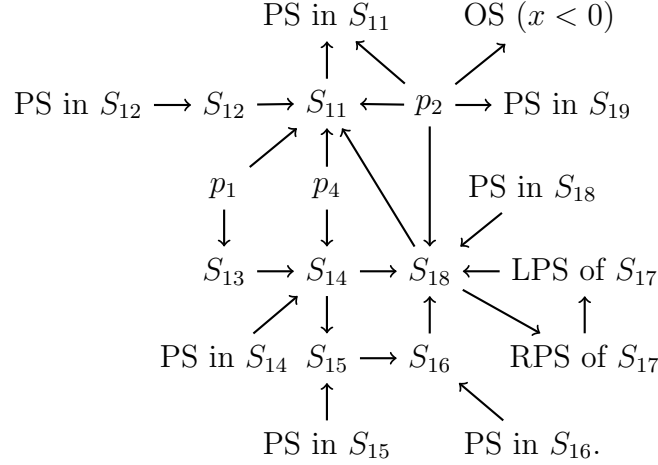
The top surface of the subregion S_{16} is contained in the surface $h_3 = 0$, the front left surface is contained in the surface $h_1 = 0$, the front right surface is contained in the Poincaré sphere, and the bottom plane is contained in the invariant plane $u = 0$. The subregion S_{17} is composed of the front surface contained in $h_3 = 0$ and the back plane contained in the invariant plane $z = 0$. Table 9 indicates that the orbits have the same dynamic behavior in these two subregions, they increase monotonically along the positive direction of the x -axis and decrease monotonically along the other two axes, so the orbits in the subregion

S_{16} start from the subregion S_{15} or from the infinite equilibrium points on Poincaré sphere, then cross the surface $h_3 = 0$ into the subregion S_{18} . The orbits in the subregion S_{17} come from the subregion S_{18} and finally return to this subregion, that is the orbits in the subregion S_{18} can cross the subregion S_{17} from the right to left.

The top surface of the subregion S_{18} is contained in the surface $h_2 = 0$, the bottom surface is contained in the surface $h_3 = 0$, the bottom plane is contained in the invariant plane $u = 0$, the left side surface is contained in the surface $h_1 = 0$, and the front surface is contained in the Poincaré sphere, the back surface is contained in the invariant plane $z = 0$ and the surface $h_3 = 0$. Table 9 implies that the orbits decrease monotonically along the z -axis and increase monotonically along the other two axes in this subregion, so some orbits may start from infinite equilibrium points on Poincaré sphere, some orbits start from the finite equilibrium point p_2 , and then cross the surface $h_2 = 0$ into the subregion S_{18} and eventually into the subregion S_{11} .

The front surface of the subregion S_{19} is contained in the surface $h_1 = 0$, the bottom plane is contained in the invariant plane $u = 0$, the back surface part is contained in the invariant plane $z = 0$ and the surface $f_-(x, z, u) = 0$. Table 9 shows that the orbits in S_{19} decrease monotonically along the positive direction of the x -axis, and increase monotonically along the positive direction of the other two axes, so the orbits in this subregion start at the finite equilibrium point p_2 and then tend to equilibrium points at infinity on the Poincaré sphere or go through the right part of the surface $f_-(x, z, u) = 0$ into outer space. Therefore the dynamic behavior of the orbits of system (1) in the region

S_1 can be concluded into the following flow chart



Note: OS represents the outer space.

The above flow chart in the region S_1 indicates that the orbits of system (1) have an α -limit at the finite equilibrium points p_1 , p_2 and p_4 , as well as on the Poincaré sphere restricted to the subregions S_{12} , S_{14} , S_{15} , S_{16} and S_{18} . In addition the orbits have an ω -limit in the subregions S_{11} and S_{19} , which are restricted to Poincaré sphere.

For the region S_2 the left surface of the subregion S_{21} is contained in the surface $f_-(x, z, u) = 0$, the right surface is contained in the surfaces $h_1 = 0$ and $h_2 = 0$, the top plane is contained in the invariant plane $u = 0$, the bottom surface and the front triangle-shaped surface are contained in the Poincaré sphere, and the back plane is contained in the invariant plane $z = 0$. Table 9 shows that the orbits in this subregion decrease monotonically along the positive direction of u -axis, and monotonically increase along the positive directions of the other two axes, so the orbits in this subregion start at finite equilibrium

points p_1 and p_4 , or from the neighboring subregion S_{22} , they eventually tend to the infinite equilibrium points of the Poincaré sphere that is restricted to the subregion S_{21} or go through the left part of the surface $f_-(x, z, u) = 0$ into the outer space.

The top plane and surface of the subregion S_{22} are contained in the invariant plane $u = 0$ and the surface $h_1 = 0$ respectively, the back plane is contained in the invariant plane $z = 0$, and the left side surface is contained in the surfaces $h_2 = 0$ and $f_-(x, z, u) = 0$, the right side surface is contained in the surface $h_3 = 0$, and the front and bottom surfaces are contained in the Poincaré sphere. Table 9 implies that the orbits in this subregion increase monotonically along the positive x -axis direction and decrease monotonically along the positive z -axis and u -axis directions, which means that these orbits may come from the subregions S_{24} and S_{26} , and then enter in the subregion S_{21} or tend to the infinite equilibrium points on the Poincaré sphere in the subregion S_{22} , or cross the surface $f_-(x, z, u) = 0$ into the outer space.

The structure of subregions S_{23} and S_{24} and the dynamic behavior of the orbits in them are the same as those of subregions R_{23} and R_{24} (see Figures 26 and 23), then the orbits in the subregion S_{23} start at the finite equilibrium point p_1 and cross the surface $h_2 = 0$, and then enter into the subregion S_{24} , and the orbits in the subregion S_{24} start at the finite equilibrium point p_4 , the connecting subregion S_{23} , as well as the infinite equilibrium points on the Poincaré sphere, and then cross the surfaces $h_1 = 0$ and $h_3 = 0$, and eventually tend to the subregions S_{22} and S_{25} respectively.

For the subregion S_{25} except that the surface on the lower left side is contained in the surface $f_-(x, z, u) = 0$, the remaining structure is the same as that of R_{25} . According to the Tables 6 and 9 the monotonicity of the orbits in these two subregions are also the same, so the orbits in the subregion S_{25} start from the infinity equilibrium points on the Poincaré sphere, or from the outer space through the left side surface $f_-(x, z, u) = 0$, but all eventually cross the surface $h_1 = 0$ into the subregion S_{26} .

The top plane of the subregion S_{26} is contained in the invariant plane $u = 0$, the left and right side surfaces are contained in the surfaces $h_3 = 0$ and $f_-(x, z, u) = 0$, and the front surface located at the upper left corner is contained in the surface $h_1 = 0$. The front surface containing the infinite equilibrium point e_4 is contained in the Poincaré sphere. Table 9 shows that the orbits decrease monotonically along the positive direction of the z -axis in the subregion S_{26} , while the orbits along the positive direction of the remaining two axes is just the opposite. Therefore the orbits in this subregion start at the infinite equilibrium points on the Poincaré sphere or from the subregion S_{27} and the outer space passing through the right side surface $f_-(x, z, u) = 0$, and finally enter the subregion S_{22} through the left side surface $h_3 = 0$.

The front and back surfaces of the subregion S_{27} are contained in the surfaces $h_3 = 0$ and $h_2 = 0$ respectively, the back plane is contained in the invariant plane $z = 0$, the top plane is contained in the invariant plane $u = 0$, and the right side surface is contained in the Poincaré sphere and the right part of the surface $f_-(x, z, u) = 0$. Table 9 shows that the orbits decrease monotonically along the positive direction of

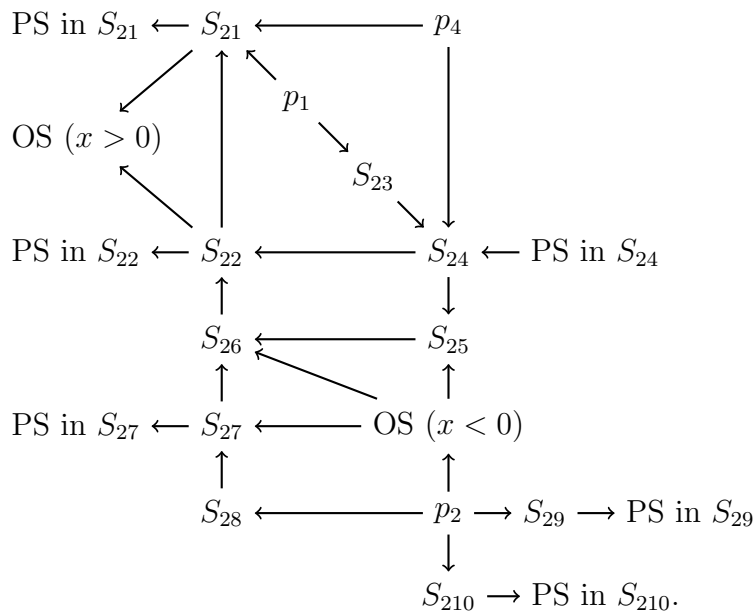
the x -axis and increase monotonically along the positive direction of the z -axis and u -axis in this subregion. In this way the orbits in S_{27} start from the adjacent subregion S_{28} or come from the outer space passing through the right side surface $f_-(x, z, u) = 0$ and the infinite equilibrium points on the Poincaré sphere, and finally pass through the front surface $h_3 = 0$ and enter the subregion S_{26} .

The structure of the subregion S_{28} is similar to the subregion S_{27} discussed above, except that the back surface of the subregion S_{27} happens to be the front surface of the subregion S_{28} , and the back surface of the subregion S_{28} is contained in the surface $h_1 = 0$. Note that Table 9 implies that the orbits monotonically decrease along the positive direction of the u -axis in this subregion, and increase monotonically along the positive direction of the other two axes. This means that the orbits start at the finite equilibrium point p_2 , and then cross the surface $h_2 = 0$ into the subregion S_{27} .

The subregions S_{29} and S_{210} are connected by the finite equilibrium point p_2 . Their front surfaces are contained in the surface $h_1 = 0$, the bottom surface of S_{29} and the right surface of S_{210} are contained in the Poincaré sphere, the right side surface of S_{29} and the back surface of S_{210} are contained in the right part of the surface $f_-(x, z, u) = 0$, and the back surface plane of S_{29} is contained in the invariant plane $z = 0$. From Table 9 we find that the dynamic behavior of the orbits in these two subregions is the same, both decrease monotonically along the positive direction of the x -axis and u -axis, and increase monotonically along the positive direction of the z -axis. Thus the orbits in these two subregions start at the finite equilibrium point p_2 , and then tend to

the Poincaré sphere or go through the surface $f_-(x, z, u) = 0$ into the outer space.

Accordingly the dynamic behavior of system (1) in the region S_2 can be shown by the following flow chart



This flow chart in the region S_2 implies that the orbits of system (1) have an α -limit at the finite equilibrium points p_1 , p_2 and p_4 , and at the infinite equilibrium points on the Poincaré sphere restricted to the subregion S_{24} . Besides the orbits have an ω -limit in the subregions S_{21} , S_{22} , S_{27} , S_{29} and S_{210} , which are restricted to Poincaré sphere.

When the field potential $V(\phi)$ takes the form of constant, i.e. $s = 0$.

Then system (1) is reduced to

$$(31) \quad \begin{aligned} \frac{dx}{dt} &= x [3x^2 + 2(u - z)z - 3], \\ \frac{dz}{dt} &= z [3x^2 + 2(u - z)z - 2], \\ \frac{du}{dt} &= u [3x^2 + 2(u - z)z]. \end{aligned}$$

Now we continue to describe the global dynamics of system (31) in the closed and open universe in sections 5 and 6 respectively.

5. CASE III: $s = 0, k = 1$

5.1. Phase portraits on the invariant planes and surface. In this section we will investigate the local and global phase portraits of the finite and infinite equilibrium points of system (31). The phase portraits on the invariant planes $x = 0$, $z = 0$ and $u = 0$, and on the invariant surface $f_+(x, z, u) = 0$ are studied in what follows.

5.1.1. *The invariant plane $x = 0$.* On this plane system (31) writes

$$(32) \quad \frac{dz}{dt} = 2z(uz - z^2 - 1), \quad \frac{du}{dt} = 2uz(u - z).$$

It is easy to check that this system has no other finite equilibrium points except the straight line $z = 0$ which is full of the equilibrium points of system (32).

By using the Poincaré compactification $z = 1/V$ and $u = U/V$, we obtain that system (32) on the local chart U_1 has the form

$$(33) \quad \frac{dU}{dt} = 2UV^2, \quad \frac{dV}{dt} = 2V(1 - U + V^2).$$

Rescaling the time via $d\tau_8 = 2Vdt$ the previous system becomes

$$(34) \quad \frac{dU}{d\tau_8} = UV, \quad \frac{dV}{d\tau_8} = 1 - U + V^2.$$

It admits an infinite equilibrium point $e_{11} = (1, 0)$ with eigenvalues $\pm i$, which indicates that e_{11} may be either a center or a weak focus of this system. Note that $(1 - 2U + V^2)/U^2 = C$ is a first integral of system (34), then e_{11} is a center.

On the local chart U_2 we have $z = U/V$ and $u = 1/V$, then system (32) can be rewritten as

$$(35) \quad \frac{dU}{dt} = -2UV^2, \quad \frac{dV}{dt} = 2(U - 1)UV.$$

On the local chart U_2 we only need to examine the origin $(0, 0)$ of system (35). Obviously e_{12} is an equilibrium point with eigenvalues zero, the conventional eigenvalue method cannot be used to determine the type of e_{12} and its local phase portrait. We apply horizontal blow-up by introducing the transformation $W = U/V$ (see [49] for more details), and then we obtain

$$(36) \quad \frac{dV}{dt} = 2V^2W(VW - 1), \quad \frac{dW}{dt} = -2VW(V - W + VW^2).$$

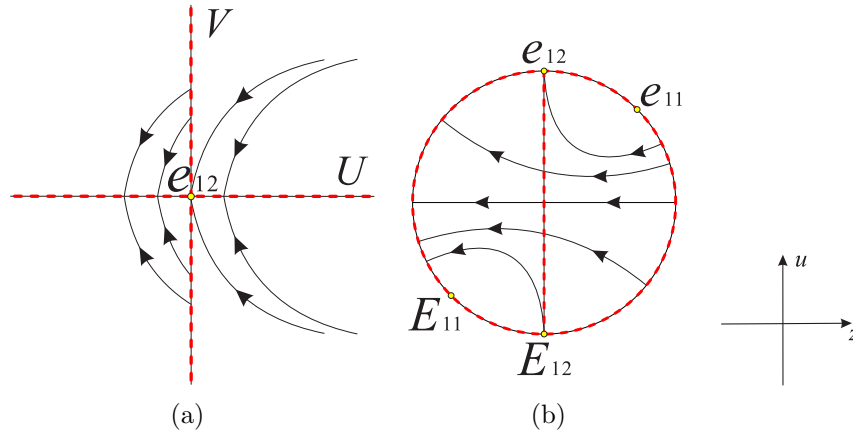


FIGURE 27. (a) The local phase portrait at the infinite equilibrium point e_{12} . (b) The global phase portrait of system (32). E_{11} and E_{12} are the diametrically opposite equilibrium points of e_{11} and e_{12} in the Poincaré disc, respectively.

Doing the time transformation $d\tau_9 = 2VWdt$ we eliminate the common factor, and we have

$$(37) \quad \frac{dV}{d\tau_9} = V(VW - 1), \quad \frac{dW}{d\tau_9} = -V + W - VW^2.$$

Then the equilibrium point $e_{12} = (0, 0)$ of system (37) with eigenvalues ± 1 is a hyperbolic saddle.

Eliminating the common factor $2UV$ of system (35) by taking $d\tau_{10} = 2UVdt$ yields $dU/d\tau_{10} = -V$ and $dV/d\tau_{10} = U - 1$, which implies that the orbits of the local phase portrait of the infinite equilibrium point e_{12} decreases monotonically along the V -axis, and increases monotonically along the U -axis when $V < 0$, or decreases monotonically along the U -axis when $V > 0$. Therefore the local phase portrait of e_{12} and the global phase portrait of system (32) are shown in Figure 27.

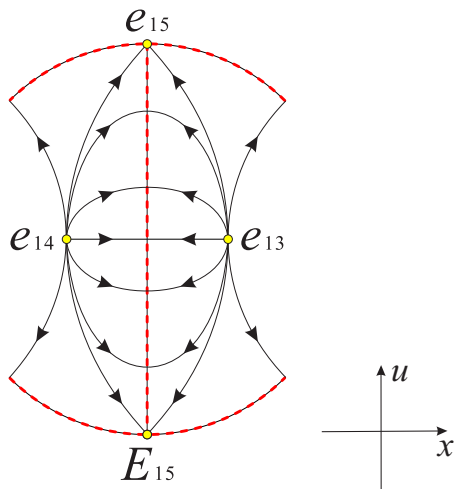


FIGURE 28. The global phase portrait of system (38) on the invariant plane $z = 0$ restricted to the region $x^2 - u^2 \leq 1$. E_{15} is the diametrically opposite point of e_{15} on Poincaré disc.

5.1.2. *The invariant plane $z = 0$.* On this plane system (31) becomes

$$(38) \quad \frac{dx}{dt} = 3x(x^2 - 1), \quad \frac{du}{dt} = 3ux^2.$$

This system is exactly the same as system (9) in [13], so the global phase portrait of system (38) is shown in Figure 28. The finite equilibrium points $e_{13} = (1, 0)$ and $e_{14} = (-1, 0)$ are hyperbolic unstable nodes. Besides the line $x = 0$ and the infinity of the local chart U_1 are filled with equilibrium points (see [13] for more details).

5.1.3. *The invariant plane $u = 0$.* On this plane system (31) is reduced to

$$(39) \quad \frac{dx}{dt} = x(3x^2 - 2z^2 - 3), \quad \frac{dz}{dt} = z(3x^2 - 2z^2 - 2).$$

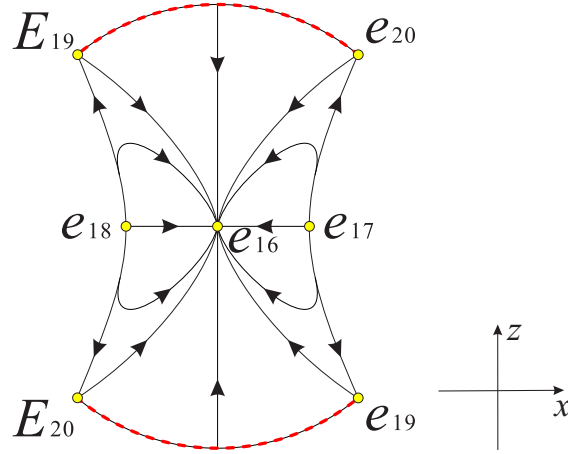


FIGURE 29. The global phase portrait of system (39) on the invariant plane $u = 0$ restricted to the region $x^2 - z^2 \leq 1$. E_{19} and E_{20} are the diametrically opposite points of e_{19} and e_{20} on Poincaré disc respectively.

Note that system (39) is the same as system (9) in [13], so the global phase portrait of system (39) is illustrated in Figure 29. The finite equilibrium point $e_{16} = (0, 0)$ is a hyperbolic stable node, $e_{17} = (1, 0)$ and $e_{18} = (-1, 0)$ are hyperbolic unstable nodes. In addition the infinity of system (39) is full of the equilibrium points (see [13] for more details).

5.1.4. *The invariant surface $f_+(x, z, u) = 0$.* On this surface system (31) is rewritten in the same form as systems (16) and (17) in section 3.1.3, so the global phase portrait on the invariant surface $f_+(x, z, u) = 0$ can be found in Figures 9 and 10 respectively.

5.1.5. *The finite equilibrium points.* It is easy to find that there are two finite equilibrium points $q_1 = (1, 0, 0)$ and $q_2 = (-1, 0, 0)$ of system (31), q_1 and q_2 with the same eigenvalues 6, 3, and 1 are hyperbolic

unstable nodes. Besides u -axis is full of equilibrium points of system (31).

5.1.6. *Phase portrait on the Poincaré sphere at infinity.* According to the three-dimensional Poincaré compactification, system (31) can be rewritten as follows. On the local chart U_1

$$(40) \quad \frac{dz_1}{dt} = z_1 z_3^2, \quad \frac{dz_2}{dt} = 3z_2 z_3^2, \quad \frac{dz_3}{dt} = z_3(2z_1^2 - 2z_1 z_2 + 3z_3^2 - 3).$$

On the local chart U_2

$$(41) \quad \frac{dz_1}{dt} = -z_1 z_3^2, \quad \frac{dz_2}{dt} = 2z_2 z_3^2, \quad \frac{dz_3}{dt} = z_3(2 - 3z_1^2 - 2z_2 + 2z_3^2).$$

On the local chart U_3

$$(42) \quad \frac{dz_1}{dt} = -3z_1 z_3^2, \quad \frac{dz_2}{dt} = -2z_2 z_3^2, \quad \frac{dz_3}{dt} = -3z_1^2 z_3 + 2(z_2 - 1)z_2 z_3.$$

It is noted that equations (40), (41), (42) are the same as systems (23), (27) and (29) when $s = 0$ in section 3.1.5 respectively, so the Poincaré sphere is filled with equilibrium points of system (31) at infinity.

5.2. Phase portrait inside the Poincaré ball restricted to the physical region of interest $x^2 - (u - z)^2 \leq 1$. As mentioned in section 2 system (31) is invariant under the three symmetries $(x, z, u) \mapsto (-x, -z, -u)$, $(x, z, u) \mapsto (x, -z, -u)$ and $(x, z, u) \mapsto (-x, z, u)$. Here we divide the Poincaré ball into four regions as follows

$$Q_1 : x \geq 0, z \geq 0. \quad Q_2 : x \leq 0, z \geq 0.$$

$$Q_3 : x \leq 0, z \leq 0. \quad Q_4 : x \geq 0, z \leq 0.$$

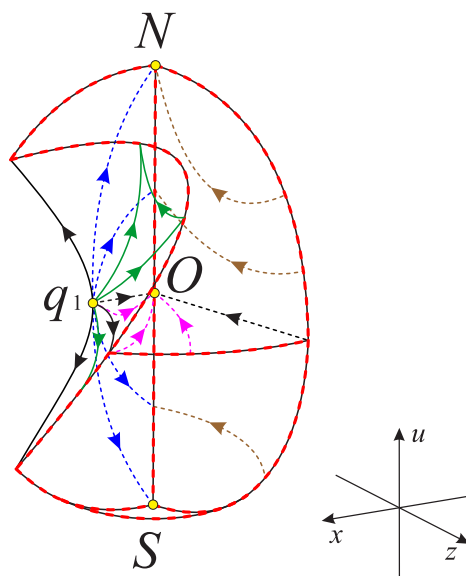


FIGURE 30. Phase portrait on the boundary of the region Q_1 , and O denotes the center of the Poincaré ball.

Due to the above symmetries with respect to the origin, the x -axis, and the invariant plane $x = 0$, we only need to discuss the phase portrait of system (31) in the region Q_1 restricted to the region $x^2 - (u - z)^2 \leq 1$.

Joining the phase portraits on the invariant planes $x = 0$, $z = 0$ and $u = 0$, as well as on the invariant surface $f_+(x, z, u) = 0$, and on the Poincaré sphere at infinity, the phase portrait on the boundary of the region Q_1 is displayed in Figure 30. It is noted that all the equilibrium points on the u -axis are stable along the two intersecting boundary planes $x = 0$ and $z = 0$, and the finite equilibrium point q_1 is unstable on the invariant boundary plane $z = 0$ and on the invariant boundary surface $f_+(x, z, u) = 0$.

5.3. Dynamics in the interior of the region Q_1 . The dynamics of system (31) inside the region Q_1 is governed by the behavior of the

orbits in the planes and surfaces as follows

$$\begin{aligned} x = 0, \quad z = 0, \quad u = 0, \quad f_+(x, z, u) = 0, \\ h_0(x, z, u) = 0, \quad h_2(x, z, u) = 0, \quad h_3(x, z, u) = 0, \end{aligned}$$

where $h_0(x, z, u) = h_2(x, z, u) - 1 = h_3(x, z, u) - 3 = 3x^2 + 2(u - z)z - 3$. Then the interior of region Q_1 is separated into ten subregions Q_{1n} , $n = (1, \dots, 10)$ by the above planes and surfaces, from these there are six subregions above the invariant plane $u = 0$ and four subregions below. See Figures 31 and 32 for more details. The signs of the functions h_0 , h_2 and h_3 in the subregion of Q_1 are given in Table 10.

TABLE 10. Signs of functions h_0 , h_2 and h_3 in the subregion of Q_1 .

Functions	Positive	Negative
h_0	Q_{11}, Q_{13}, Q_{17}	$Q_{12}, Q_{14}, Q_{15}, Q_{16}, Q_{18}, Q_{19}, Q_{110}$
h_2	$Q_{11}, Q_{12}, Q_{13}, Q_{17}, Q_{18}$	$Q_{14}, Q_{15}, Q_{16}, Q_{19}, Q_{110}$
h_3	$Q_{11}, Q_{12}, Q_{13}, Q_{14}, Q_{17}, Q_{18}, Q_{19}$	Q_{15}, Q_{16}, Q_{110}

According to Figure 32 it can be seen that the bottom plane of the subregion Q_{11} is contained in the invariant plane $u = 0$, the left surface is contained in the invariant surface $f_+(x, z, u) = 0$, the right surface is contained in the surface $h_1 = 0$, and the front surface is contained in the Poincaré sphere of the subregion. Table 11 shows that the orbits of system (31) increase monotonically along the positive directions of the three coordinate axes in this subregion, so the orbits in this subregion start at the finite equilibrium point q_1 and then finally tend to the equilibrium points at infinity of Poincaré sphere.

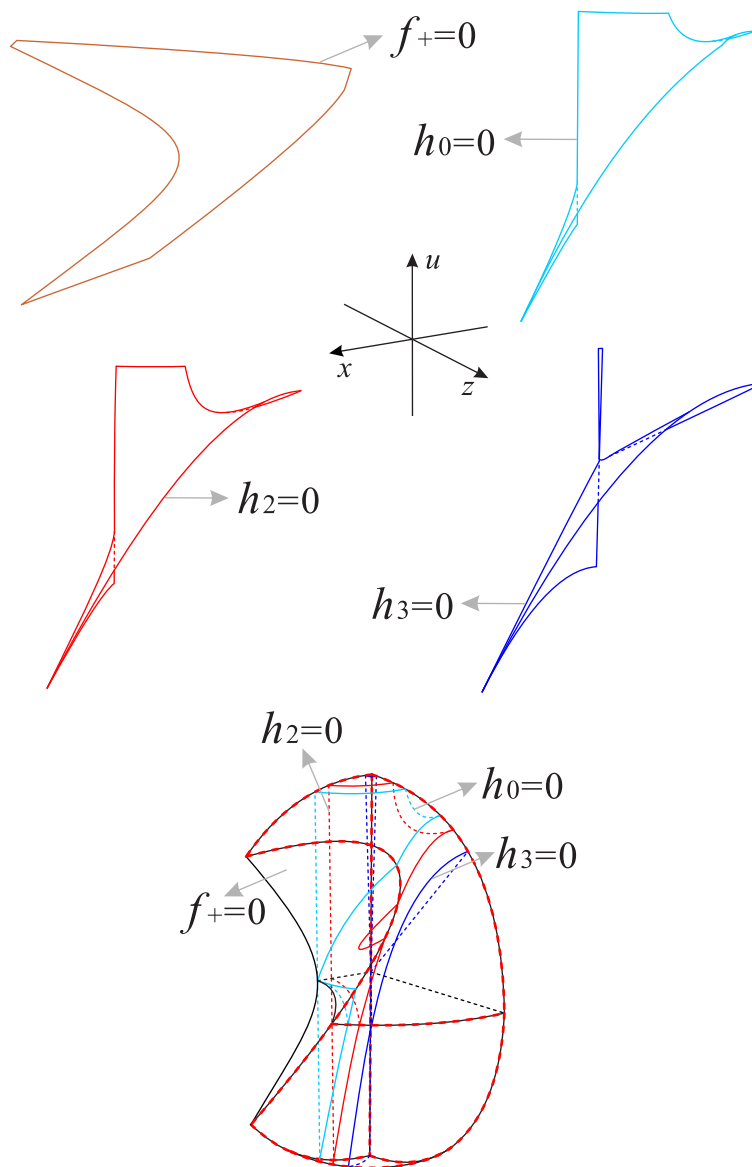


FIGURE 31. The surfaces h_0 , h_2 and h_3 restricted to the surface $f_+(x, z, u) = 0$ and the region Q_1 of the Poincaré ball.

Similarly the bottom plane, the back-left plane, and the right-back plane of the subregion Q_{12} are contained in the invariant planes $u = 0$, $z = 0$, and $x = 0$, respectively. The back surface is contained in the surface $h_2 = 0$, the top-back surface and the front quadrilateral surface are

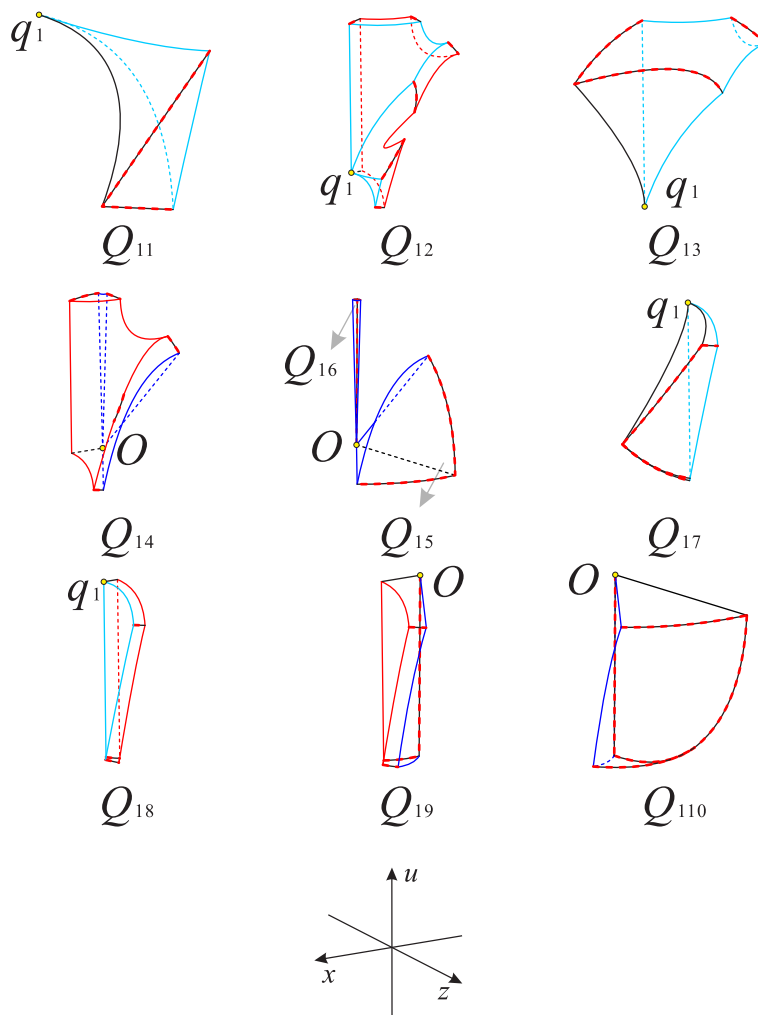


FIGURE 32. The ten subregions inside the region Q_1 of the Poincaré ball.

contained in the Poincaré sphere, the upper and lower surfaces on the left side are contained in the surface $h_1 = 0$ and in the invariant plane $f_+ = 0$, respectively. Then the orbits monotonically decrease along the positive direction of the x -axis in this subregion, and monotonically increase along the positive direction of the other two coordinate axes, that is, the orbits start at the finite equilibrium point q_1 and then go to the subregions Q_{13} and Q_{14} .

TABLE 11. Dynamical behavior in the ten subregions.

Subregions	Corresponding Region	Increase or decrease
Q_{11}	$h_0 > 0, h_2 > 0, h_3 > 0, x > 0, z > 0, u > 0$	$\dot{x} > 0, \dot{z} > 0, \dot{u} > 0$
Q_{12}	$h_0 < 0, h_2 > 0, h_3 > 0, x > 0, z > 0, u > 0$	$\dot{x} < 0, \dot{z} > 0, \dot{u} > 0$
Q_{13}	$h_0 > 0, h_2 > 0, h_3 > 0, x > 0, z > 0, u > 0$	$\dot{x} > 0, \dot{z} > 0, \dot{u} > 0$
Q_{14}	$h_0 < 0, h_2 < 0, h_3 > 0, x > 0, z > 0, u > 0$	$\dot{x} < 0, \dot{z} < 0, \dot{u} > 0$
Q_{15}	$h_0 < 0, h_2 < 0, h_3 < 0, x > 0, z > 0, u > 0$	$\dot{x} < 0, \dot{z} < 0, \dot{u} < 0$
Q_{16}	$h_0 < 0, h_2 < 0, h_3 < 0, x > 0, z > 0, u > 0$	$\dot{x} < 0, \dot{z} < 0, \dot{u} < 0$
Q_{17}	$h_0 > 0, h_2 > 0, h_3 > 0, x > 0, z > 0, u < 0$	$\dot{x} > 0, \dot{z} > 0, \dot{u} < 0$
Q_{18}	$h_0 < 0, h_2 > 0, h_3 > 0, x > 0, z > 0, u < 0$	$\dot{x} < 0, \dot{z} > 0, \dot{u} < 0$
Q_{19}	$h_0 < 0, h_2 < 0, h_3 > 0, x > 0, z > 0, u < 0$	$\dot{x} < 0, \dot{z} < 0, \dot{u} < 0$
Q_{110}	$h_0 < 0, h_2 < 0, h_3 < 0, x > 0, z > 0, u < 0$	$\dot{x} < 0, \dot{z} < 0, \dot{u} > 0$

The front surface of the subregion Q_{13} is contained in the invariant plane $f_+(x, z, u) = 0$, the top surface is contained in the Poincaré sphere, the left and right planes of the back are contained in the invariant planes $z = 0$ and $x = 0$, respectively, and the middle surface of the back is contained in the surface $h_1 = 0$. Table 11 shows that the orbits in this subregion increase monotonically along the positive direction of the three coordinate axes, this means that the orbits in this subregion start from the finite equilibrium point q_1 , and may also come from the adjacent subregion Q_{12} . They tend to the Poincaré sphere at infinity.

The left and right planes of the back of the subregion Q_{14} are contained in the invariant planes $z = 0$ and $x = 0$ respectively, the back surface is contained in the surface $h_3 = 0$, the top and front surfaces are contained in the Poincaré sphere, and the left surface is contained in

the surface $h_2 = 0$ and in the invariant surface $f_+(x, z, u) = 0$, the right side surface is contained in the surface $h_3 = 0$, and the bottom plane is contained in the invariant plane $u = 0$. Note Table 11 states that the orbits in this subregion decrease monotonically along the positive direction of the x -axis and z -axis, and increase monotonically along the positive direction of the u -axis, so the orbits in this subregion start from the infinite equilibrium points in the Poincaré sphere or in the subregion Q_{12} , and then go to the subregion Q_{16} covering the u -axis, because the entire u -axis is filled with the equilibrium points of system (31).

The left side surface of the subregion Q_{15} is contained in the surface $h_3 = 0$, the back plane and the bottom plane are contained in the invariant planes $x = 0$ and $u = 0$, respectively, and the front surface is contained in the Poincaré sphere. The front surface of the subregion Q_{16} is contained in the surface $h_3 = 0$, and the left and right planes of the back are contained in the invariant planes $z = 0$ and $x = 0$, respectively, and the section line of the invariant planes $z = 0$ and $x = 0$ in this subregion is the u -axis. The subregions Q_{15} and Q_{16} are connected together through the origin of system (31). According to Table 11 the orbits in the two subregions decrease monotonically along the positive directions of the three coordinate axes, indicating that the orbits in the subregion Q_{15} start in the Poincaré sphere at infinity and after enter in the subregion Q_{14} or tend to the origin O . The orbits in the subregion Q_{16} come from the subregion Q_{14} , and finally go to the finite and infinite equilibrium points of the u -axis.

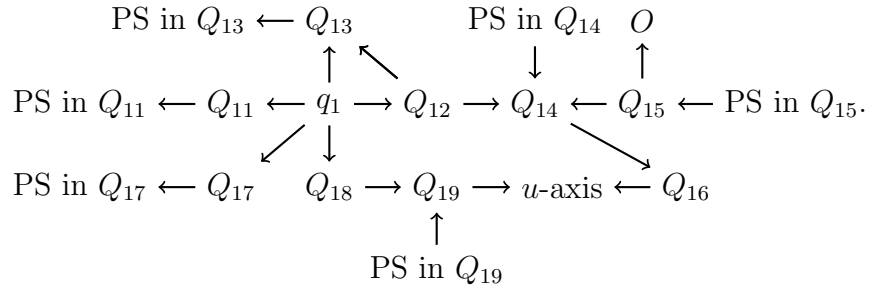
The right and left surfaces of the subregion Q_{17} are contained in the surface $h_1 = 0$ and in the invariant surface $f_+(x, z, u) = 0$, the top plane is contained in the invariant plane $u = 0$, the front and bottom surfaces are contained in the Poincaré sphere, and the back plane is contained in the invariant plane $z = 0$. Table 11 shows that the orbits in this subregion increase monotonically along the positive direction of the x -axis and z -axis, and decrease monotonically along the positive direction of the u -axis, which indicate that the orbits actually originate from the finite equilibrium point q_1 and then run towards the equilibrium points at infinity on the Poincaré sphere.

The subregion Q_{18} has the same composition as in Q_{17} except that the left and right surfaces are contained in the surfaces $h_1 = 0$ and $h_2 = 0$, respectively. We find from Table 11 that the orbits monotonically increase along the positive direction of the z -axis and decrease monotonically along the positive directions of the other two coordinate axes. The orbits start at the finite equilibrium point q_1 in this subregion and finally enter in the subregion Q_{19} .

The subregion Q_{19} also has the same composition as Q_{17} except that the left and right surfaces are contained in the surfaces $h_2 = 0$ and $h_3 = 0$, respectively. Table 11 shows that the orbits monotonically decrease along the positive directions of the three coordinate axes. The orbits begin at the infinite equilibrium points on the Poincaré sphere or come from the subregion Q_{18} , and then tend to the equilibrium points on the u -axis.

In the subregion Q_{110} the left and right surfaces are contained in the surface $h_3 = 0$ and in the invariant plane $x = 0$, the top plane is contained in the invariant plane $u = 0$, and the front and bottom surfaces are contained in the Poincaré sphere. It is noted from Table 11 that the orbits in this subregion decrease monotonically along the positive direction of the x -axis and z -axis, and increase monotonically along the positive direction of the u -axis, indicating that the orbits actually start at the equilibrium points on the Poincaré sphere at infinity, and eventually tend to the equilibrium points on the u -axis.

In summary the dynamics of the orbits in the ten subregions inside the region Q_1 studied above can be sketched in the following flow chart



The above flow chart indicates that the orbits of system (31) contained in the region Q_1 admit an α -limit at the finite equilibrium point q_1 . Moreover the orbits also have an α -limit at the equilibrium points in the subregions Q_{14} , Q_{15} and Q_{19} when they are restricted to the Poincaré sphere at infinity. In addition the orbits have an ω -limit at the equilibrium points located on the u -axis and at the infinite equilibrium points restricted to the subregions Q_{11} , Q_{13} and Q_{17} on the Poincaré sphere.

6. CASE IV: $s = 0, k = -1$

In this case system (31) has the same phase portraits on the three invariant planes $x = 0$, $z = 0$ and $u = 0$ as in sections 5.1.1-5.1.3. In addition the local phase portraits of the finite and infinite equilibrium points on the Poincaré sphere are consistent in sections 5.1.4 and 5.1.5 respectively. However the physical region of interest $f_-(x, z, u) = 0$ is no more an invariant surface.

Here we again divide the Poincaré ball into four regions restricted to the region $x^2 - (u + z)^2 \leq 1$ as follows

$$T_1 : x \geq 0, z \geq 0. \quad T_2 : x \leq 0, z \geq 0.$$

$$T_3 : x \leq 0, z \leq 0. \quad T_4 : x \geq 0, z \leq 0.$$

We only need to examine the phase portrait of system (31) in the region T_1 taking into account the symmetries $(x, z, u) \mapsto (-x, z, u)$, $(x, z, u) \mapsto (x, -z, -u)$ and $(x, z, u) \mapsto (-x, -z, -u)$. Then system (31) has the same phase portrait on the boundaries of this region as in section 5.2 except on the non-invariant boundary surface $f_-(x, z, u) = 0$.

6.1. Dynamics in the interior of the region T_1 . In order to examine the orbital behavior inside the region T_1 , we note that the invariant planes $x = 0$, $z = 0$, $u = 0$, and the surfaces h_0 , h_2 , h_3 as well as $f_-(x, z, u) = 0$ divide the region into ten subregions T_{11} , T_{12} , \dots , T_{110} , see Figures 33-34 for more details. The signs of the functions h_0 , h_2 and h_3 in these subregion of T_1 are shown in Table 12.

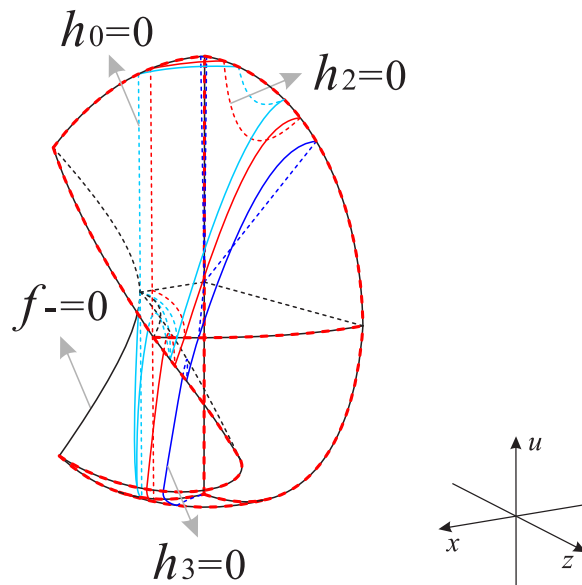


FIGURE 33. The surfaces h_0 , h_2 and h_3 restricted to the surface $f_-(x, z, u) = 0$ and the region T_1 of the Poincaré ball.

TABLE 12. Signs of functions h_0 , h_2 and h_3 in the subregion of T_1 .

Functions	Positive	Negative
h_0	$T_{11}, T_{12}, T_{16}, T_{17}$	$T_{13}, T_{14}, T_{15}, T_{18}, T_{19}, T_{110}$
h_2	$T_{11}, T_{12}, T_{16}, T_{17}, T_{18}$	$T_{13}, T_{14}, T_{15}, T_{19}, T_{110}$
h_3	$T_{11}, T_{12}, T_{13}, T_{16}, T_{17}, T_{18}, T_{19}$	T_{14}, T_{15}, T_{110}

The left and right surfaces of the subregion T_{11} in Figure 34 are contained in the surfaces $f_-(x, z, u) = 0$ and $h_0 = 0$, the left and right planes of the back are contained in the invariant planes $z = 0$ and $x = 0$, respectively, and the bottom plane is contained in the invariant plane $u = 0$, the front surface is contained in the Poincaré sphere. Table 13 shows that the orbits in this subregion increase monotonically along

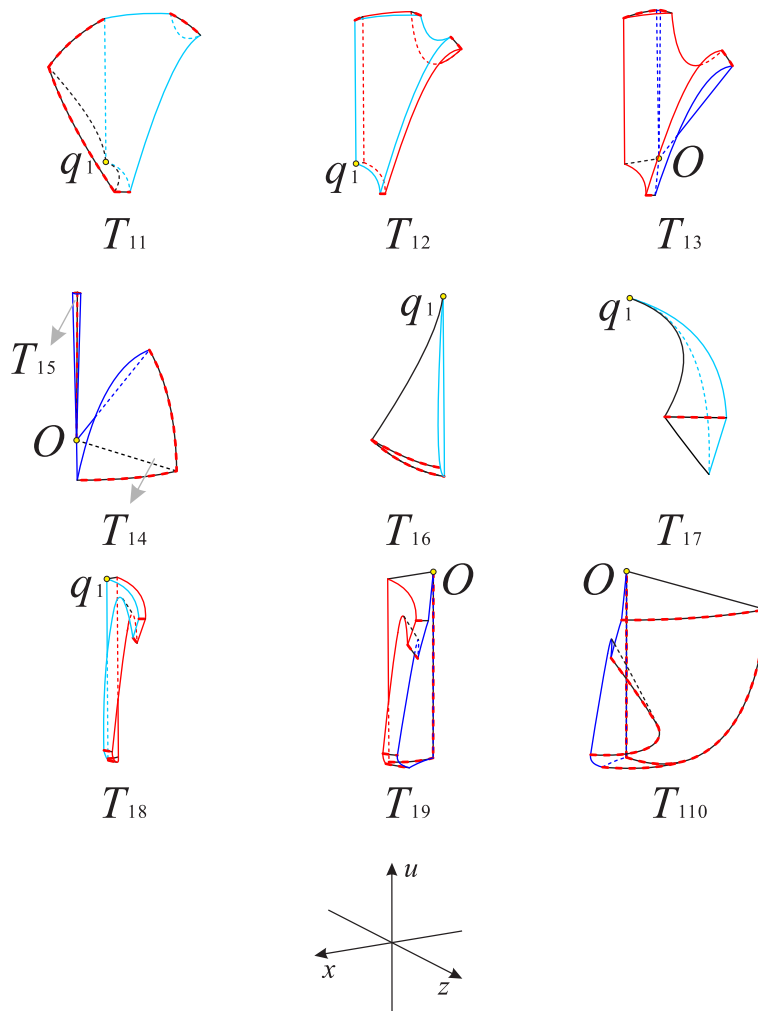


FIGURE 34. The ten subregions inside the region T_1 of the Poincaré ball.

the positive directions of the three coordinate axes, indicating that the orbits start at the finite equilibrium point q_1 or from the adjacent subregion T_{12} , and then go to the infinite equilibrium points on the Poincaré sphere.

The left and right surfaces of the subregion T_{12} are contained in the surfaces $h_0 = 0$ and $h_2 = 0$, respectively, and the left back plane, right

back plane, and bottom plane are contained in the invariant plane $z = 0$, $x = 0$, and $u = 0$ respectively, the top surface and the front surface are contained in the Poincaré sphere. The orbits increase monotonically along the positive direction of the three coordinate axes, indicating that the orbits start at the finite equilibrium point q_1 and finally enter the subregion T_{11} and tend to the infinity equilibrium points on the Poincaré sphere.

The composition structure of the subregion T_{13} is the same as Q_{14} in Figure 32 except that the left surface in this subregion is completely contained in the surface $h_2 = 0$. In addition the subregions T_{14} and T_{15} have the same structure as the subregions Q_{15} and Q_{16} in Figure 32, respectively. Moreover the dynamic behavior of the orbits in the subregions T_{13} , T_{14} , and T_{15} is the same as that in the subregions Q_{14} , Q_{15} , and Q_{16} , respectively. That is, the orbits in the subregions T_{13} and T_{14} originate from their respective infinite equilibrium points on the Poincaré sphere, and then the orbits in T_{13} enter the subregion T_{15} and eventually run to the equilibrium points located on the u -axis, and the orbits in T_{14} go to the origin O or enter the subregion T_{13} .

In the subregion T_{16} the front surface is contained in the surface $f_-(x, z, u) = 0$, the right surface is contained in the surface $h_0 = 0$, the back surface is contained in the invariant plane $z = 0$, and the bottom surface is contained in the Poincaré sphere. Table 13 implies that the orbits increase monotonically along the positive direction of the x -axis and z -axis, and decrease monotonically along the positive direction of the u -axis, so that the orbits in this subregion start from the finite equilibrium point q_1 and finally run to the equilibrium points on the

Poincaré sphere on the sphere at infinity, or enter in the outer space through the surface $f_-(x, z, u) = 0$.

For the subregion T_{17} the left side surface is contained in the surface $f_-(x, z, u) = 0$, the right side surface is contained in the surface $h_0 = 0$, the top plane is contained in the invariant plane $u = 0$, and the front surface is contained in the Poincaré sphere. However it can be followed from Table 13 that the dynamic behavior of the orbits in this subregion is consistent with that in the subregion T_{16} .

In the subregion T_{18} the left side surface and the right side surface are contained in the surfaces $h_0 = 0$ and $h_2 = 0$, respectively, the top plane is contained in the invariant plane $u = 0$, and the surfaces on the front part and the bottom part are contained in the Poincaré sphere, the middle part of the front surface is contained in the surface $f_-(x, z, u) = 0$. In this subregion the orbits monotonically decrease along the positive direction of the x -axis and z -axis, and increase monotonically along the positive direction of the third axis, which means that the orbits start from the finite equilibrium point q_1 and then enter the subregion T_{19} .

The left side surface and the right side surface in the subregion T_{19} are contained in the surfaces $h_2 = 0$ and $h_3 = 0$, respectively, and the composition structure of the remaining part is the same as the corresponding part of the subregion T_{18} . The orbits in this subregion monotonically decrease along the positive direction of the three coordinate axes, implying that the orbits start at the infinity equilibrium points on the Poincaré sphere or come from the subregion T_{18} , and finally tend to the equilibrium points on the u -axis.

The front and back parts of the left surface of the subregion T_{110} are contained in the surfaces $h_3 = 0$ and $f_-(x, z, u) = 0$, respectively, the right and top planes are contained in the invariant planes $x = 0$ and $u = 0$, respectively, and the front and bottom surfaces are contained in the Poincaré sphere. Note that Table 13 states that the orbits in this subregion decrease monotonically along the positive direction of the x -axis and z -axis, and increase monotonically along the positive direction of the other coordinate axis. Then the orbits in this subregion start at the infinite equilibrium points on the Poincaré sphere and eventually tend to the finite and infinite equilibrium points on the u -axis.

TABLE 13. Dynamical behavior in the ten subregions.

Subregions	Corresponding Region	Increase or decrease
T_{11}	$h_0 > 0, h_2 > 0, h_3 > 0, x > 0, z > 0, u > 0$	$\dot{x} > 0, \dot{z} > 0, \dot{u} > 0$
T_{12}	$h_0 > 0, h_2 > 0, h_3 > 0, x > 0, z > 0, u > 0$	$\dot{x} > 0, \dot{z} > 0, \dot{u} > 0$
T_{13}	$h_0 < 0, h_2 < 0, h_3 > 0, x > 0, z > 0, u > 0$	$\dot{x} < 0, \dot{z} < 0, \dot{u} > 0$
T_{14}	$h_0 < 0, h_2 < 0, h_3 < 0, x > 0, z > 0, u > 0$	$\dot{x} < 0, \dot{z} < 0, \dot{u} < 0$
T_{15}	$h_0 < 0, h_2 < 0, h_3 < 0, x > 0, z > 0, u > 0$	$\dot{x} < 0, \dot{z} < 0, \dot{u} < 0$
T_{16}	$h_0 > 0, h_2 > 0, h_3 > 0, x > 0, z > 0, u < 0$	$\dot{x} > 0, \dot{z} > 0, \dot{u} < 0$
T_{17}	$h_0 > 0, h_2 > 0, h_3 > 0, x > 0, z > 0, u < 0$	$\dot{x} > 0, \dot{z} > 0, \dot{u} < 0$
T_{18}	$h_0 < 0, h_2 > 0, h_3 > 0, x > 0, z > 0, u < 0$	$\dot{x} < 0, \dot{z} > 0, \dot{u} < 0$
T_{19}	$h_0 < 0, h_2 < 0, h_3 > 0, x > 0, z > 0, u < 0$	$\dot{x} < 0, \dot{z} < 0, \dot{u} < 0$
T_{110}	$h_0 < 0, h_2 < 0, h_3 < 0, x > 0, z > 0, u < 0$	$\dot{x} < 0, \dot{z} < 0, \dot{u} > 0$

For the case $s = 0$ the phase portrait of system (31) restricted to the region G shows that the orbits ultimately move to the finite and infinite equilibrium points located on the u -axis or tend to the infinite equilibrium points on the Poincaré sphere in the subregions Q_{11} , Q_{13} and Q_{17} when the universe is closed. Moreover the orbits of system (31) finally go to the equilibrium points that lie on the u -axis or shift to the infinite equilibrium points restricted to the subregions T_{11} , T_{12} , T_{16} and T_{17} on the Poincaré sphere when the universe is open. Furthermore we apply the aforementioned symmetries of system (31) to perform simple calculations and find that the unstable equilibrium points q_1 and q_2 correspond to the universe ruled by dark matter.

For the case $s \neq 0$ in addition to the initial conditions on the invariant planes $z = 0$ and $u = 0$, the phase portrait shows that the orbital evolution of system (1) in region G eventually tends to the equilibrium points at infinity, which are restricted to the subregions R_{11} , R_{19} , R_{110} and R_{111} , R_{21} and R_{29} on the Poincaré sphere when the universe is closed. For an open universe the orbits of system (1) will go to the infinite equilibrium points restricted to the subregions S_{11} , S_{19} , S_{21} , S_{22} , S_{27} , S_{29} and S_{210} on the Poincaré sphere.

For the studied non-flat universe due to some simple calculation combined with the analysis of the phase portrait of system (1) in the previous sections, we conclude from the perspective of cosmology that unstable or non-hyperbolic finite equilibrium points p_1 , p_2 , p_3 , p_4 and p_5 correspond to the universe dominated by dark matter. We note that there are two finite equilibrium points P_{17} and P_{18} , that were considered as non-physical points in [7]-[8], because the value of their

corresponding dark matter equation-of-state parameter ω_M is 2, but we found that this value is $1/3$ and with the notation of our paper corresponds to the equilibrium points p_3 and p_4 , and of course $1/3$ satisfies the physical range $(0, 1)$. Furthermore the previous flow charts show that the orbits of the cosmological model in the region G tend to the equilibrium points at infinity, which can be the late-time state of the universe. Moreover the finite equilibrium point p_5 can also be the late-time state of the universe when the initial conditions are on the invariant boundary plane $u = 0$. Besides the orbits will spend a finite lapse of time near the finite equilibrium point p_4 on the invariant plane $u = 0$ before reaching the late-time state p_5 or the infinite equilibrium points on the Poincaré sphere.

Based on the Hořava-Lifshitz gravity in the non-flat FLRW spacetime with $\Lambda \neq 0$, equations (6) shows that the Hubble parameter H tends to 0 in the forward time in this cosmological model. For the late-time state p_5 of the universe on the invariant plane $u = 0$, the equations (6), (7) and $H = \dot{a}(t)/a(t)$ indicate that the Hubble parameter H is an exponential function, and that the scale factor $a(t)$ of the expanding universe is a double exponential function with respect to the time t , which expands much more quickly than an usual exponential function.

APPENDIX A

We recall the results on normally hyperbolic submanifold according to the monograph of Hirsch et al. [48].

Definition 1. It is assumed that ϕ_t is a smooth flow on a manifold M and C is a submanifold of M , where C is completely composed of

the equilibrium points of the flow. If the tangent bundle of M on C is divided into three invariant subbundles TC , E^s , E^u under ϕ_t satisfying the conditions

(A1) $d\phi_t$ contracts E^s exponentially,

(A2) $d\phi_t$ expands E^u exponentially,

(A3) $TC =$ tangent bundle of C ,

then C is called *normally hyperbolic submanifold*.

For normally hyperbolic submanifolds, one usually have smooth stable and unstable manifolds as well as the permanence of these invariant manifolds under small perturbations. To be more precise, we present the following theorem.

Theorem 1. If C is a normally hyperbolic submanifold consisting of equilibrium points for a smooth flow ϕ_t , then there are smooth stable and unstable manifolds, which tangent along C to $E^s \oplus TC$ and $E^u \oplus TC$ respectively. In addition, the submanifold C as well as the stable and unstable manifolds are persist under small perturbations of the flow.

ACKNOWLEDGMENTS

The first author gratefully acknowledges the support of the National Natural Science Foundation of China (NSFC) through grant No. 11672259, and the China Scholarship Council (CSC) through grant No. 201908320086.

The second author gratefully acknowledges the support of the Ministerio de Economía, Industria y Competitividad, Agencia Estatal de Investigación grants MTM2016-77278-P (FEDER), the Agència de Gestió

d'Ajuts Universitaris i de Recerca grant 2017SGR1617, and the H2020 European Research Council grant MSCA-RISE-2017-777911.

REFERENCES

- [1] P. Hořava, Quantum gravity at a Lifshitz point, *Physical Review D* **79**, 084008, 2009.
- [2] E.M.C. Abreu, A.C.R. Mendes, G. Oliveira-Neto et al., Hořava-Lifshitz cosmological models with noncommutative phase space variables, *General Relativity and Gravitation* **51**, 95, 2019.
- [3] R. Brandenberger, Matter bounce in Hořava-Lifshitz cosmology, *Physical Review D* **80**, 043516, 2009.
- [4] T. Kobayashi, Y. Urakawa and M. Yamaguchi, Large scale evolution of the curvature perturbation in Hořava-Lifshitz cosmology, *Journal of Cosmology and Astroparticle Physics* **2009** (11), 015, 2009.
- [5] S. Carloni, E. Elizalde and P.J. Silva, An analysis of the phase space of Hořava-Lifshitz cosmologies, *Classical and Quantum Gravity* **27** (4), 045004, 2010.
- [6] B. Chen, On Hořava-Lifshitz cosmology, *Chinese Physics C* **35** (5), 429-435, 2011.
- [7] G. Leon and E.N. Saridakis, Phase-space analysis of Hořava-Lifshitz cosmology, *Journal of Cosmology and Astroparticle Physics* **2009** (11), 006, 2009.
- [8] G. Leon and C.R. Fadrakas, Cosmological dynamical systems: and their applications, Lambert Academic Publishing, GmbH & Co. KG, Saarbrücken, 2012.
- [9] G. Leon and A. Paliathanasis, Extended phase-space analysis of the Hořava-Lifshitz cosmology, *The European Physical Journal C* **79**, 746, 2019.
- [10] A. Paliathanasis and G. Leon, Cosmological solutions in Hořava-Lifshitz scalar field theory, *Zeitschrift für Naturforschung A*, doi: 10.1515/zna-2020-0003, 2020.
- [11] C.R. Fadrakas, G. Leon and E.N. Saridakis, Dynamical analysis of anisotropic scalar-field cosmologies for a wide range of potentials, *Classical and Quantum Gravity* **31**, 075018, 2014.

- [12] F.B. Gao and J. Llibre, Global dynamics of the Hořava-Lifshitz cosmological system, *General Relativity and Gravitation* **51**, 152, 2019.
- [13] F.B. Gao and J. Llibre, Global dynamics of Hořava-Lifshitz cosmology with non-zero curvature and a wide range of potentials, *The European Physical Journal C* **80**, 137, 2020.
- [14] F.B. Gao and J. Llibre, Global dynamics of the Hořava-Lifshitz cosmology in the presence of non-zero cosmological constant and space curvature zero, preprint, 2019.
- [15] X. Gao and Y. Wang, R. Brandenberger and A. Riotto, Cosmological perturbations in Hořava-Lifshitz gravity, *Physical Review D* **81**, 083508, 2010.
- [16] D. Escobar, C.R. Fadrugas, G. Leon and Y. Leyva, Asymptotic behavior of a scalar field with an arbitrary potential trapped on a Randall-Sundrum's braneworld: the effect of a negative dark radiation term on a Bianchi I brane, *Astrophysics and Space Science* **349**, 575-602, 2014.
- [17] A. Alho, J. Hell and C. Uggla, Global dynamics and asymptotics for monomial scalar field potentials and perfect fluids, *Classical and Quantum Gravity* **32**, 145005, 2015.
- [18] H.C. Kim, Inflation as an attractor in scalar cosmology, *Modern Physics Letters A* **28** (20), 1350089, 2013.
- [19] S. Chervon, I. Fomin, V. Yurov and A. Yurov, Scalar field cosmology, *World Scientific Publishing Co. Pte. Ltd.*, 2019.
- [20] E. Kiritsis and G. Kofinas, Hořava-Lifshitz cosmology, *Nuclear Physics B* **821**, 467-480, 2009.
- [21] S. Lepe and J. Saavedra, On Hořava-Lifshitz cosmology, *Astrophysics and Space Science* **350**, 839-843, 2014.
- [22] R. Cordero, H. García-Compeán and F.J. Turrubiates, A phase space description of the FLRW quantum cosmology in Hořava-Lifshitz type gravity, *General Relativity and Gravitation* **51**, 138, 2019.
- [23] N.A. Nilsson and E. Czuchry, Hořava-Lifshitz cosmology in light of new data, *Physics of the Dark Universe* **23**, 100253, 2019.

- [24] E.N. Saridakis, Aspects of Hořava-Lifshitz cosmology, *International Journal of Modern Physics D* **20** (08), 1485-1504, 2011.
- [25] A. Tawfik and E. Abou El Dahab, FLRW cosmology with Hořava-Lifshitz gravity: impacts of equations of state, *International Journal of Theoretical Physics* **56** 7, 2122-2139, 2017.
- [26] E.N. Saridakis, Hořava-Lifshitz dark energy, *The European Physical Journal C* **67**, 229-235, 2010.
- [27] M. Jamil and E.N. Saridakis, New agegraphic dark energy in Hořava-Lifshitz cosmology, *Journal of Cosmology and Astroparticle Physics* **2010** (07), 028, 2010.
- [28] M.R. Setare and M. Jamil, Holographic dark energy with varying gravitational constant in Hořava-Lifshitz cosmology, *Journal of Cosmology and Astroparticle Physics* **2010** (02), 010, 2010.
- [29] M.R. Setare, D. Momeni and S.K. Moayedi, Interacting dark energy in Hořava-Lifshitz cosmology, *Astrophysics and Space Science* **338** (2), 405-410, 2011.
- [30] A. Sheykhi, S. Ghaffari and H. Moradpour, Ghost dark energy in the deformed Hořava-Lifshitz cosmology, *International Journal of Modern Physics D* **28** (06), 1950080, 2019.
- [31] R.G. Cai, L.M. Cao and N. Ohta, Topological black holes in Hořava-Lifshitz gravity, *Physical Review D* **80**, 024003, 2009.
- [32] M. Bhattacharjee, Gravitational radiation and black hole formation from gravitational collapse in theories of gravity with broken Lorentz symmetry, Baylor University, *ProQuest Dissertations Publishing* 22585106, 2019.
- [33] B. Pourhassan, PV criticality of the second order quantum corrected Hořava-Lifshitz black hole, *The European Physical Journal C* **79**, 740, 2019.
- [34] Z. Nekouee, J. Sadeghi and M. Shokri, The Lagrangian of charged test particle in Hořava-Lifshitz black hole and deformed phase space, *International Journal of Modern Physics A* **35**, 2040056, 2020.
- [35] K. Lin, N. Yang and J. Li, Electromagnetic quasinormal modes in Hořava-Lifshitz gravity, *International Journal of Theoretical Physics* **50**, 48-55, 2011.

- [36] A. Borzou, K. Lin and A. Wang, Static electromagnetic fields and charged black holes in general covariant theory of Hořava-Lifshitz gravity, *Journal of Cosmology and Astroparticle Physics* **2012** (02), 025, 2012.
- [37] J. Bellorín, A. Restuccia and F. Tello-Orti, Anisotropic coupling of gravity and electromagnetism in Hořava-Lifshitz theory, *Physical Review D* **98**, 104018, 2009.
- [38] A. Restucciaa and F. Tello-Ortizb, Pure electromagnetic-gravitational interaction in Hořava-Lifshitz theory at the kinetic conformal point, *The European Physical Journal C* **80**, 86, 2020.
- [39] S. Mukohyama, Hořava-Lifshitz cosmology: a review, *Classical and Quantum Gravity* **27**, 223101, 2010.
- [40] T.P. Sotiriou, Hořava-Lifshitz gravity: a status report, *Journal of Physics: Conference Series* **283**, 012034, 2011.
- [41] C. Appignani, R. Casadio and S. Shankaranarayanan, The cosmological constant and Hořava-Lifshitz gravity, *Journal of Cosmology and Astroparticle Physics* **2010** (04), 006, 2010.
- [42] Ö. Akarsu, J.D. Barrow, L.A. Escamilla and J.A. Vazquez, Graduated dark energy: Observational hints of a spontaneous sign switch in the cosmological constant, *Physical Review D* **101**, 063528, 2020.
- [43] S. Carlip, Hiding the cosmological constant, *Physical Review Letters* **123**, 131302, 2019.
- [44] E. Di Valentino, A. Melchiorri and J. Silk, Planck evidence for a closed universe and a possible crisis for cosmology, *Nature Astronomy* **4**, 196-203, 2020.
- [45] F. Dumortier, J. Llibre and J.C. Artés, Qualitative theory of planar differential systems, Springer-Verlag, Berlin, 2006.
- [46] A. Cima and J. Llibre, Bounded polynomial vector fields, *Transactions of the American Mathematical Society* **318**(2), 557-579, 1990.
- [47] Y.A. Kuznetsov, Elements of applied bifurcation theory, *Springer-Verlag New York*, 2004.

- [48] M.W. Hirsch, C.C. Pugh and M. Shub, Invariant manifolds, *Springer-Verlag Berlin Heidelberg*, 1977.
- [49] M.J. Álvarez, A. Ferragut and X. Jarque, A survey on the blow up technique, *International Journal of Bifurcation and Chaos* **21**(11), 3103-3118, 2011.

¹SCHOOL OF MATHEMATICAL SCIENCE, YANGZHOU UNIVERSITY, YANGZHOU
225002, CHINA

E-mail: gaofabao@sina.com (Fabao Gao, ORCID 0000-0003-2933-1017)

²DEPARTAMENT DE MATEMÀTIQUES, UNIVERSITAT AUTÒNOMA DE BARCELONA,
BELLATERRA 08193, BARCELONA, CATALONIA, SPAIN

E-mail: jllibre@mat.uab.cat (Jaume Llibre, ORCID 0000-0002-9511-5999)